



Josh Davis, MBA, CEcD
Vice President of Global Trade and Investment
jdavis@greater-seattle.com
206-690-6388

Regional Economic Overview

A closer look at business, trade,
and investment in one of the
world's most vibrant economies.

You belong here.

About GSP

Greater Seattle Partners is a regional economic development organization with support from government and business leaders.



GSP International Economic Development Resources:

- Custom Research Responding to RFIs and RFPs
- Site Selection Tours within Greater Seattle
- Introductions to Regional Partners
- Hosting Foreign Companies Representing Projects
- Trade Development (outbound missions abroad)
- Greater Seattle and Country Trade Briefings

4.1 million
Total population in greater Seattle

#1
Fastest growing big city in the
U.S. (2010-2020)

#1
For annual GDP growth among
large U.S. metros (2019)

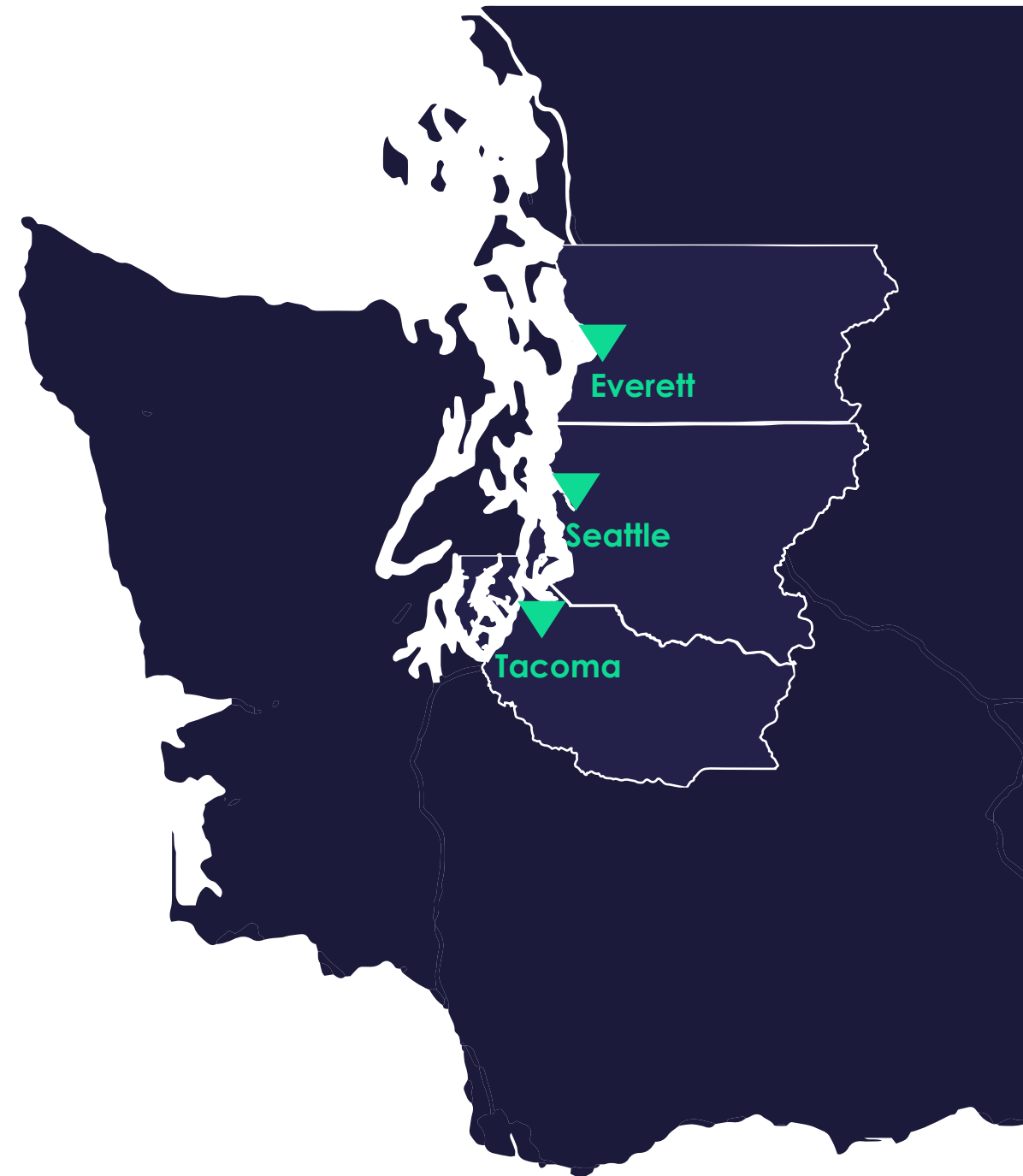
11
Fortune 500 companies
headquartered in greater Seattle

#1
Reuter's most innovative public
university (University of
Washington, 2019)

10th
Largest US metro economy
(2019)

60,000
New residents each year since
(2014)

#16
State Tax Business Climate
(Tax Foundation, 2021)



A Vibrant Regional Economy



Key Industries

120,000

Aerospace &
New Space

115,000

IT & Software
Development

18,000

Life Sciences &
Med. Tech

8,000

Smart Man. &
Precision
Equipment

20,000

Food &
Beverages

25,000

Maritime



Regional Snapshot

\$383 Billion

Real GDP

\$92,263

Med. Household
Income

6+% Growth

Real GDP

2.2 Million

Total Employed

4.9%

Unemployment



Key Employers

75,000

Amazon

~54,000~

JBLM

70,000

Boeing

54,000

Microsoft

47,000

UW Seattle

18,000

Costco

17,000

MultiCare

14,000

Starbucks

10,000

Alaska Air

9,000

Nordstrom

Pioneering Heritage

1900



1901

NORDSTROM

1905

PACCAR Inc

1916



1951

Alaska

1971



1979



1983



1994



1996



2001



2016



2019



Significant Outposts

Adobe
Airbnb
Apple
Cisco
Disney
Dropbox
Facebook
Google
HBO
Hulu
IBM
Indeed
JP Morgan Chase
Oculus VR
Snapchat
SpaceX

Alibaba
Baidu
BMW
Clobotics
HCL Technologies
Huawei
Infosys
Inspur Group
Mercedes-Benz
Mtorres
Nintendo
Novo Nordisk
Tencent
Thales Avionics
T-Mobile
Xiamen

Foreign-Owned Firms

Additional Headquarters



Adobe	Nordstrom
Blue Origin	Outdoor Research
Concur	Paccar
Costco	Precor
Eddie Bauer	Redfin
Expedia	REI
Funko	Tommy Bahama
Getty Images	Weyerhaeuser
Holland America Line	Wizards of the Coast
INRIX	Zillow
MSNBC.COM	Zulily
	Zumiez

Innovation Ecosystem

\$4.5 billion

In venture capital was
invested in the region's
startups in 2020 (Pitchbook)



#1

Most educated big city
in the U.S. (Seattle)

79

Technology startups and spinouts
generated by the University of
Washington since 2015



#5

In the world for talent
concentration (JLL)



#1

Best U.S. metro to run a startup
(2019)

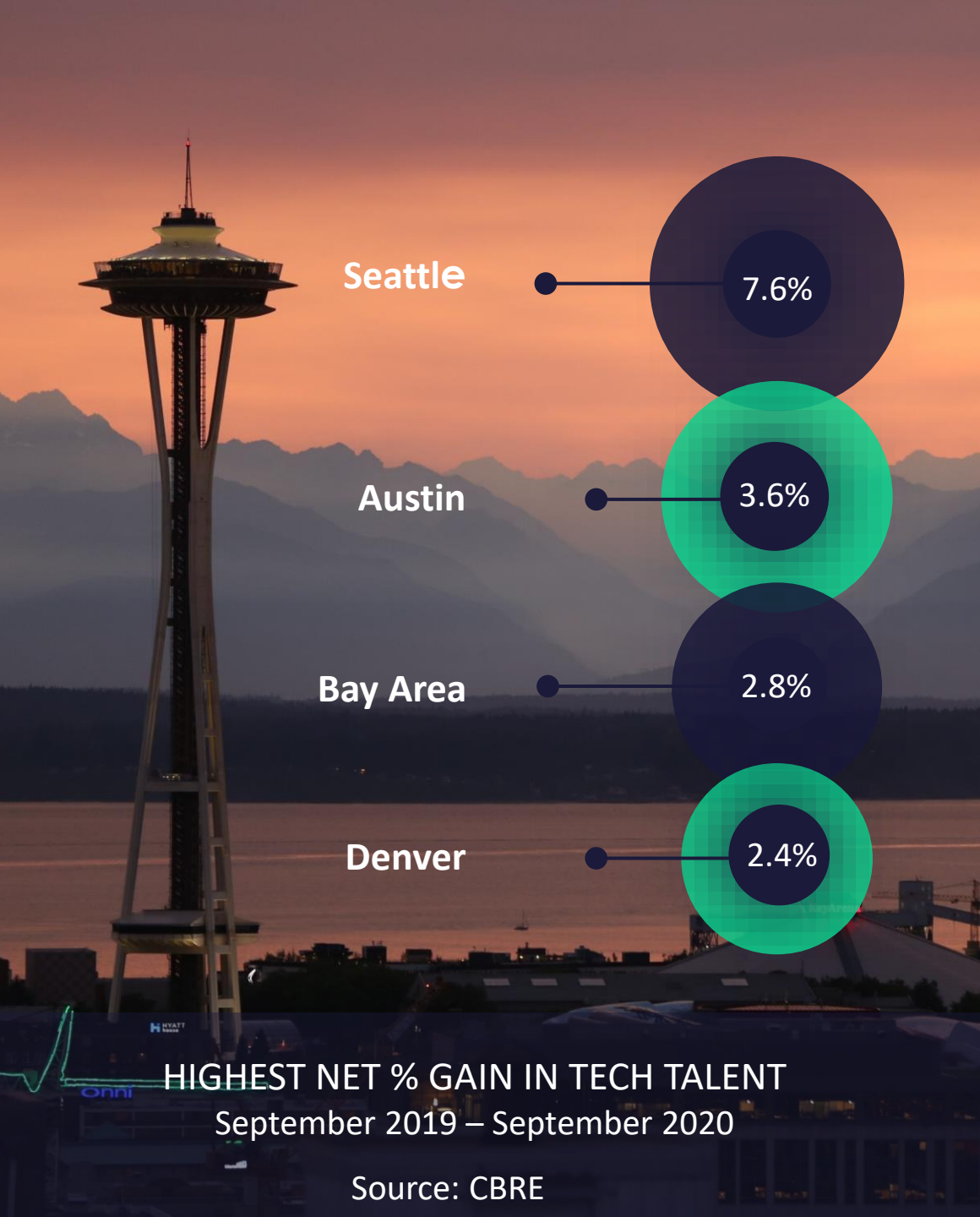


U.S. CITIES WITH THE MOST OPPORTUNITY FOR JOB SEEKERS



ACCORDING TO LINKEDIN DATA, THESE U.S. CITIES HAD THE HIGHEST NUMBER OF HIRES AND AVERAGE OPEN JOBS IN 2020.

Rank	Location
1	Seattle
2	Austin
3	Boston
4	San Francisco Bay Area
5	Raleigh-Durham, N.C.
6	Denver
7	Washington, D.C.
8	Nashville, TN
9	Richmond, Va.
10	Madison, Wis.



IT ECOSYSTEM

RECENT EXPANSIONS

A mature IT ecosystem not only develops capable talent for existing and emerging industries, but it also helps to accrete new talent, building a mutually-reinforcing cycle of talent development and new business attraction.

In the last two years, greater Seattle has seen this cycle play out with several recent announcements:

Amazon	25,000
Apple	2,000
Facebook	2,500
Google	2,750
Microsoft	8,000

Food & Beverage

Washington is the 2nd largest producer of wine in the U.S.

	USA	Seattle-Tacoma- Bellevue, WA
Jobs	1,930,422	20,355
LQ	1.00	0.78
% Change Last 10 years, Employment	+14.1%	+23.3%



Maritime

We have one of the most vibrant maritime hubs in the U.S.


	USA	Seattle-Tacoma- Bellevue, WA
Jobs	927,782	25,026
LQ	1.00	2.05
% Change Last 10 years, Employment	+7.0%	-10.5%



Aerospace & Space

Our new space companies are leading the industry.

	USA	Seattle-Tacoma- Bellevue, WA
Jobs	2,606,015	119,544
LQ	1.00	3.39
% Change Last 10 years, Employment	-0.2%	+6.30%



Smart Manufacturing

From aircraft to medical technology, we are changing the way things are made.

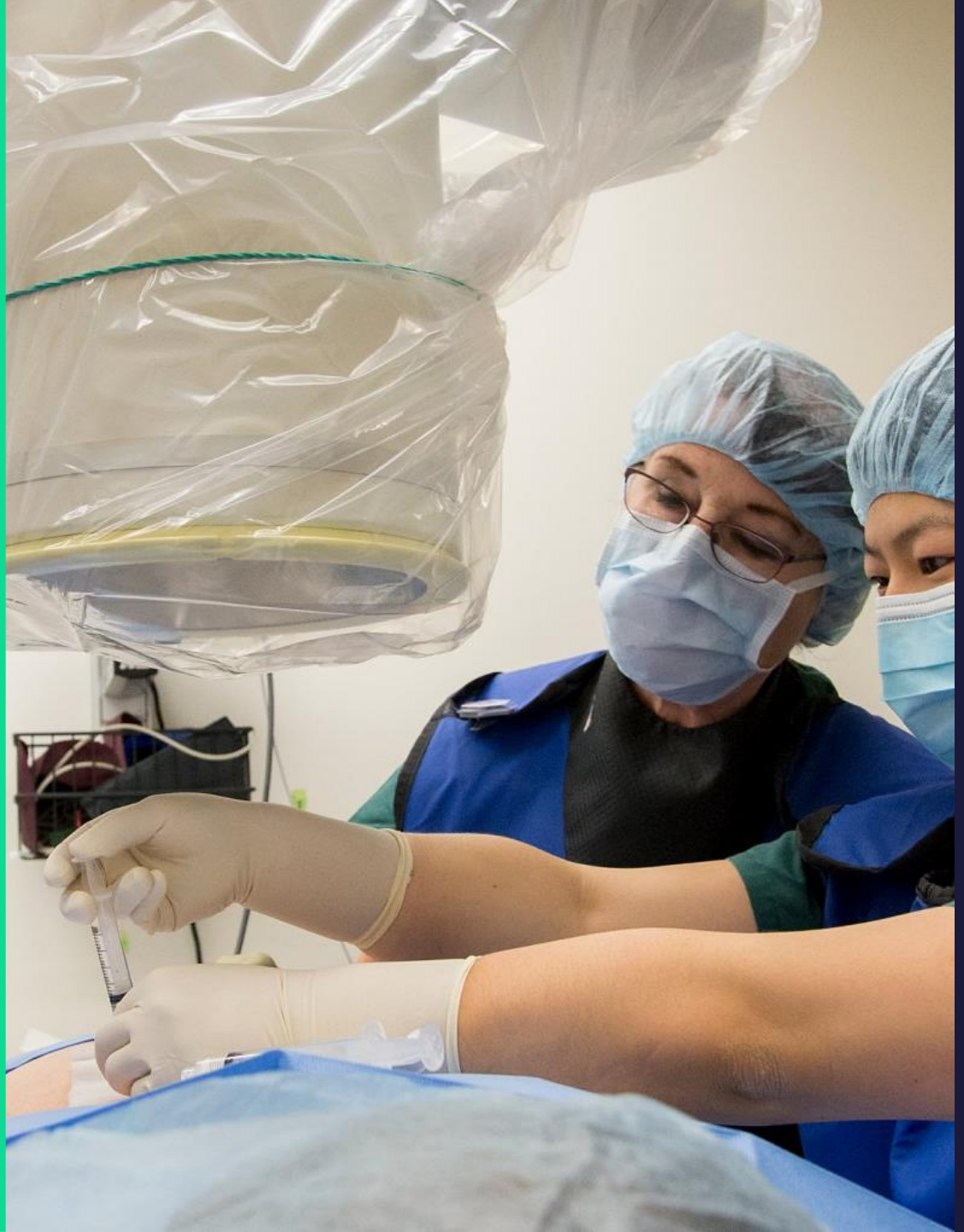
	USA	Seattle-Tacoma-Bellevue, WA
Jobs	1,135,494	7,988
LQ	1.00	0.54
% Change Last 10 years, Employment	-6.0%	+2.9%



Life Sciences & Medical Technologies

UW Medicine is a Center for Excellence in Robotic Surgery.


	USA	Seattle-Tacoma-Bellevue, WA
Jobs	989,364	18,165
LQ	1.00	1.38
% Change Last 10 years, Employment	+18.1%	+64.5%



Information Technology

We are home to the world's two largest cloud computing companies.

	USA	Seattle-Tacoma- Bellevue, WA
Jobs	891,364	114,559
LQ	1.00	9.53
% Change Last 10 years, Employment	+58.1%	+92.2%





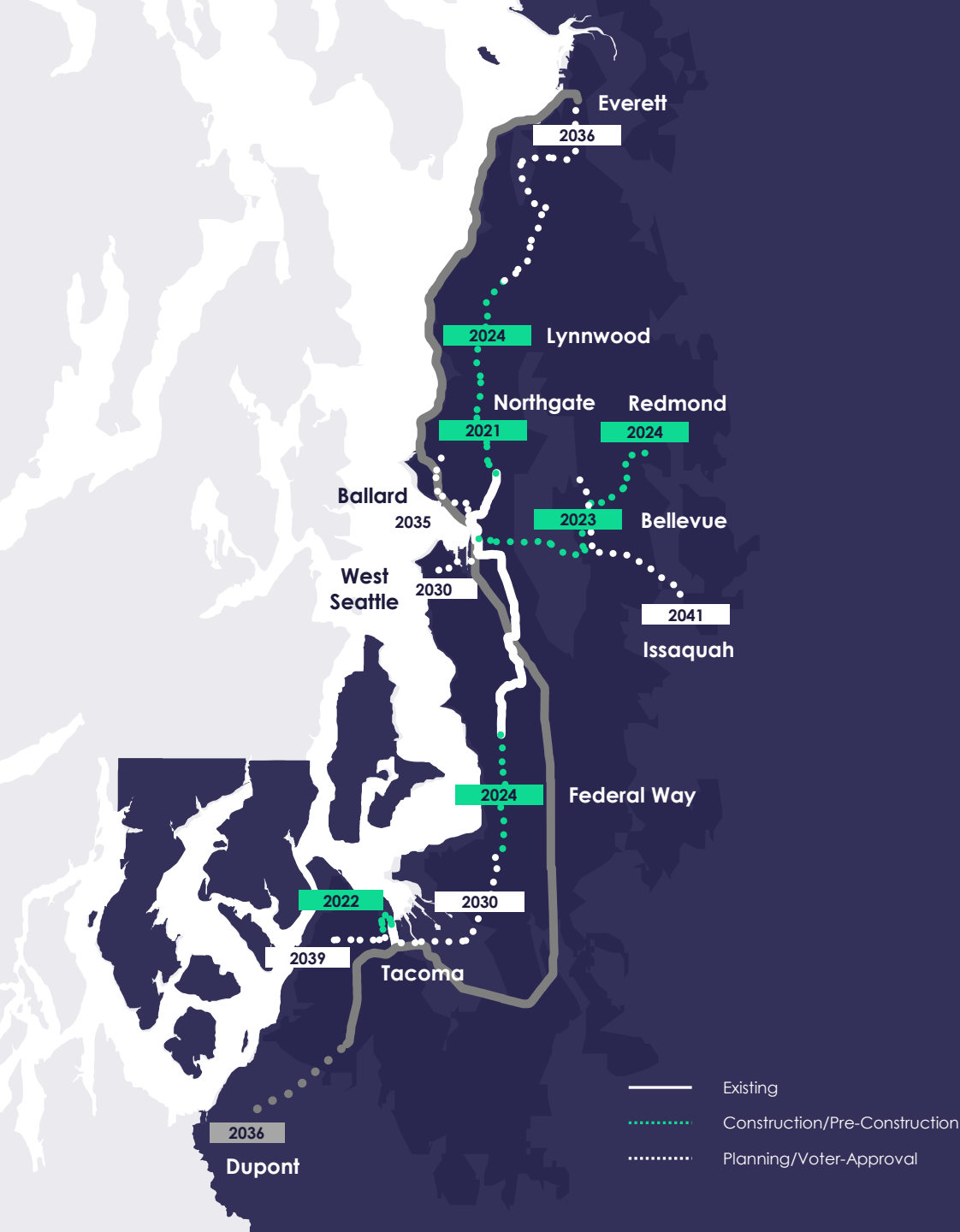
The world is welcome here.

13th largest foreign-born population of all U.S. metros

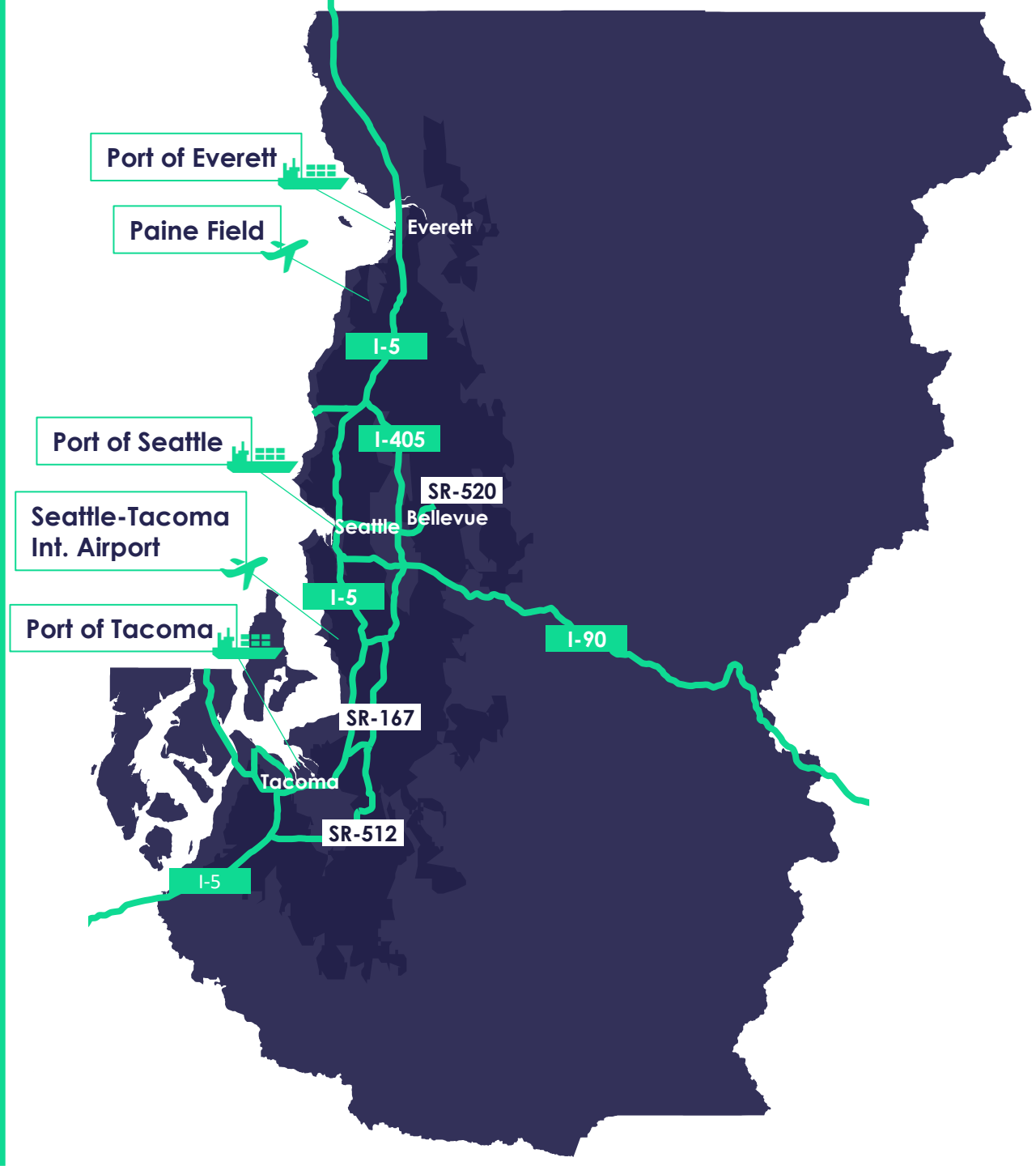
Approximately 19 percent of the region's 3.9 million residents were born outside of the U.S.

With \$97.9B* in new investment, Greater Seattle is adding more than 60 stations and 100 miles of new passenger rail between 2021 and 2041.

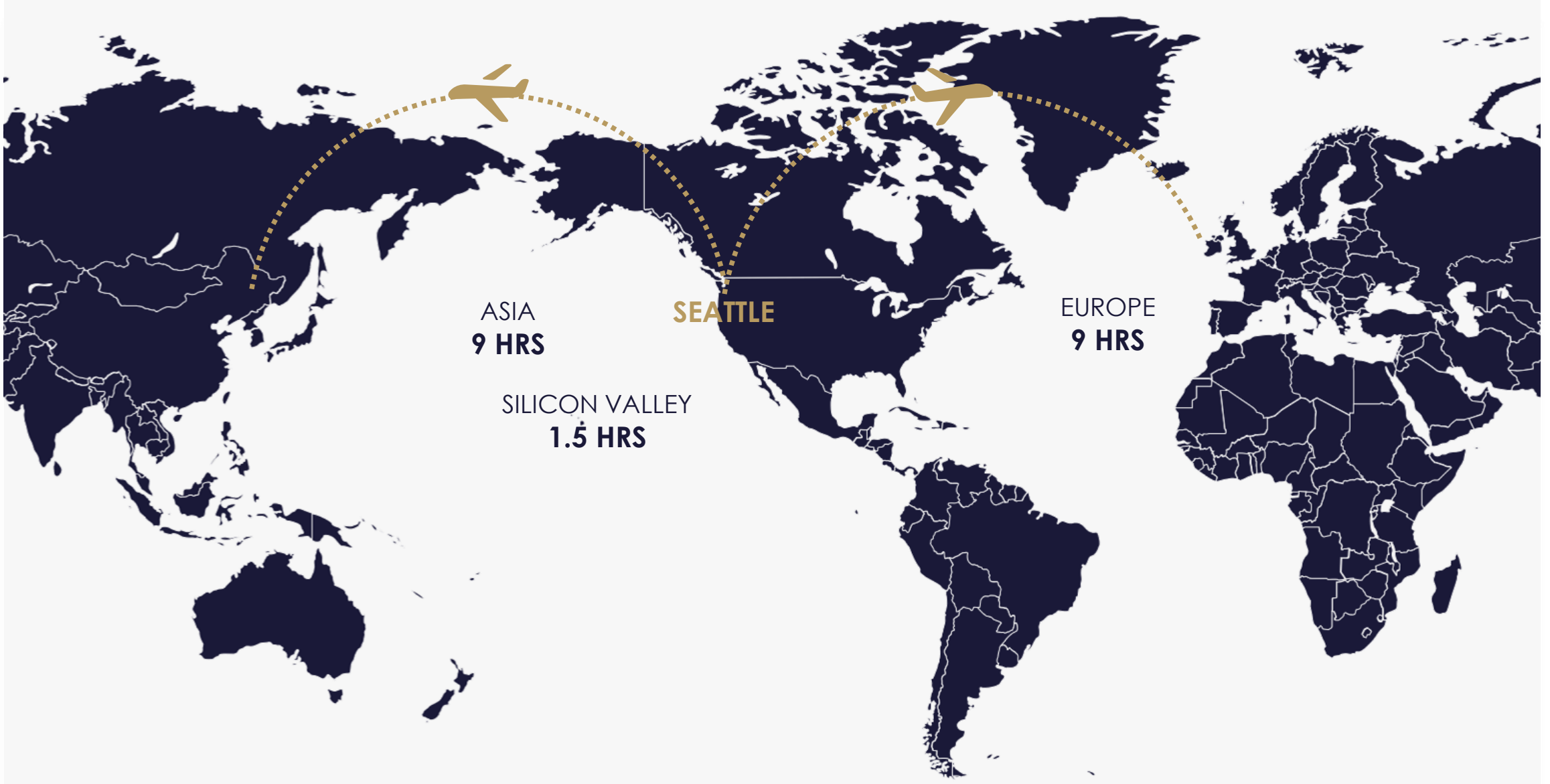
*Sound Transit estimated budget (2017-2041)



Greater Seattle is a major transportation and logistics hub, delivering goods from our ports and airports throughout the U.S. and the world.



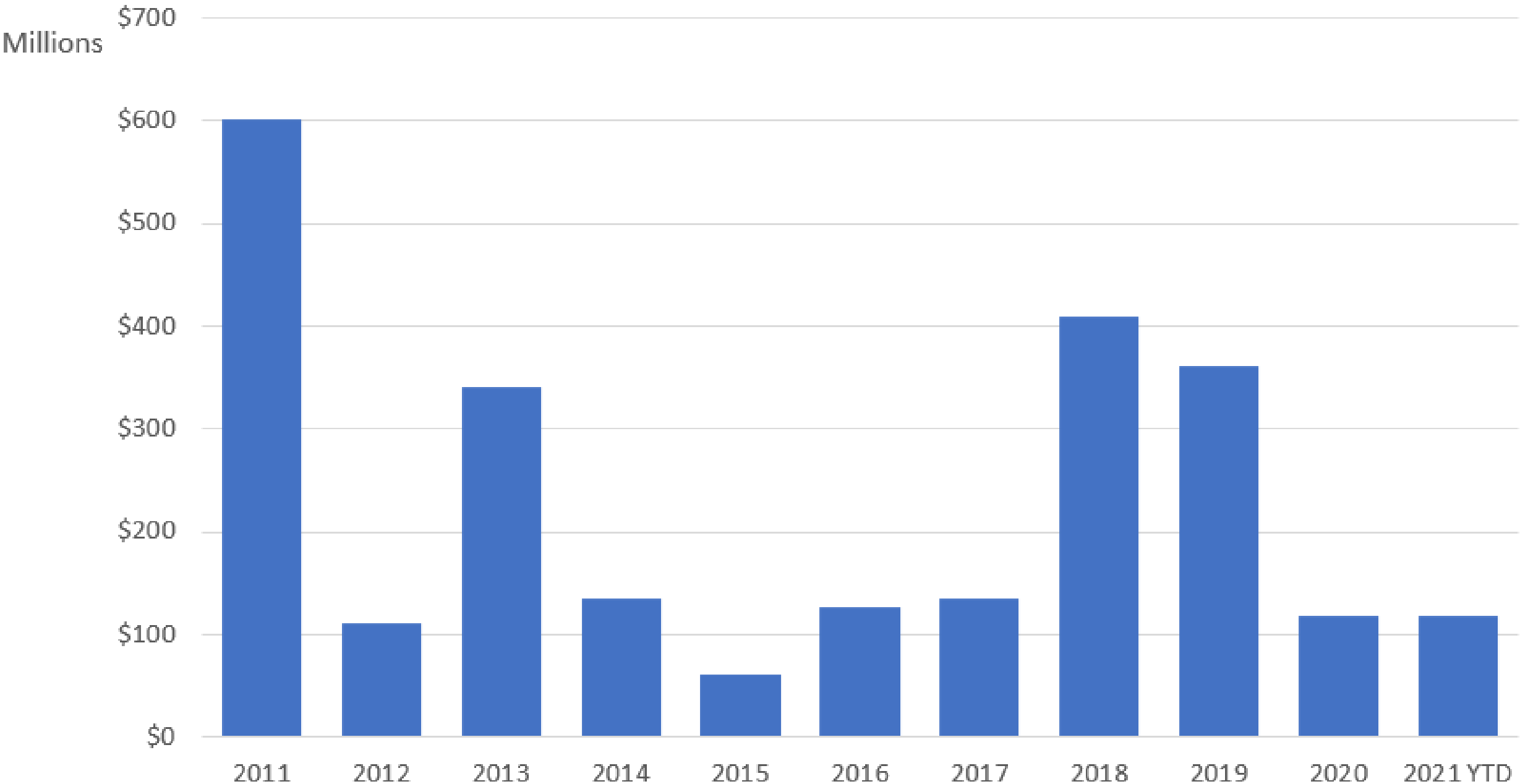
Global Connectivity



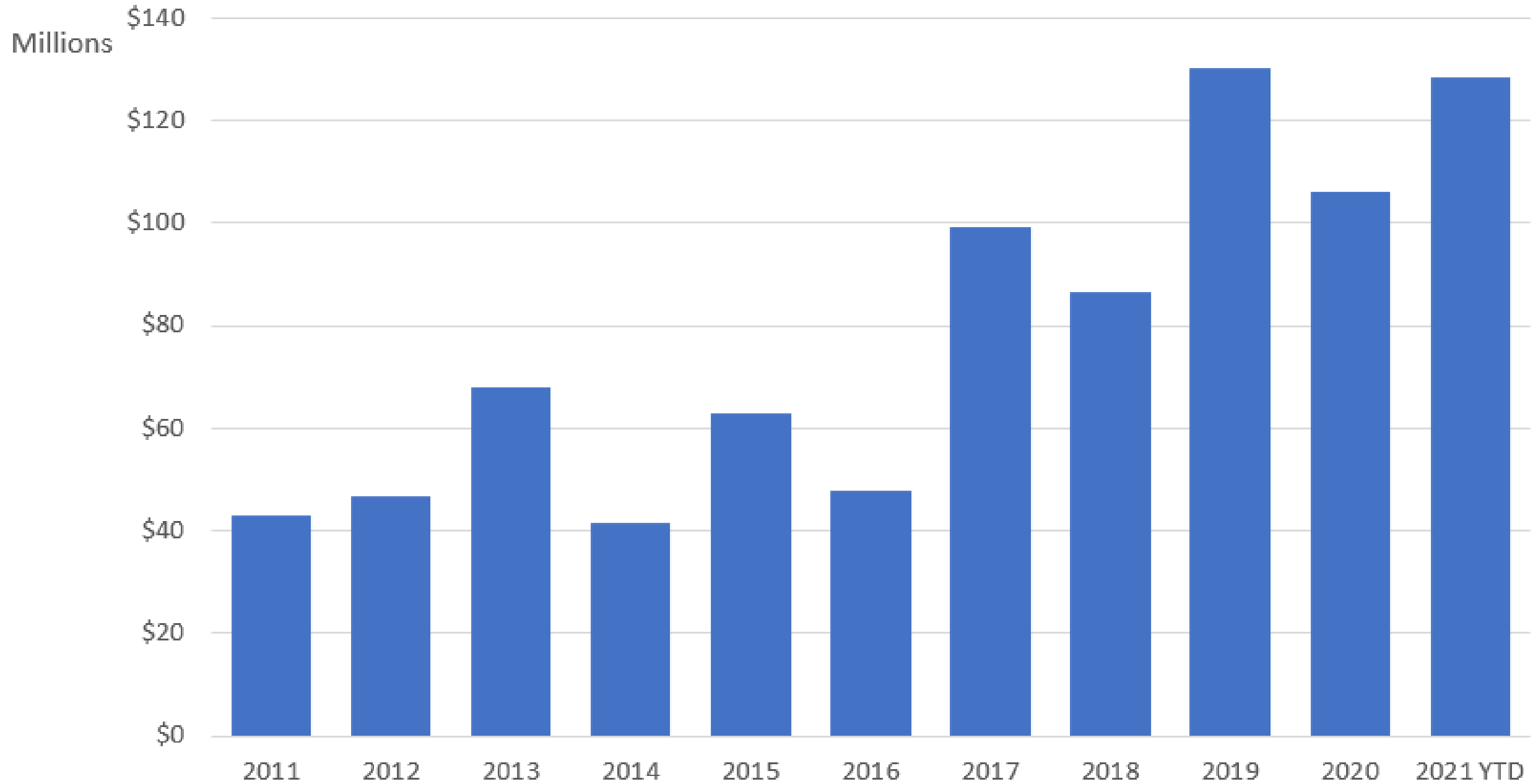
Belgium- Greater Seattle Trade Analysis



Greater Seattle Exports to Belgium 2011-2021 YTD

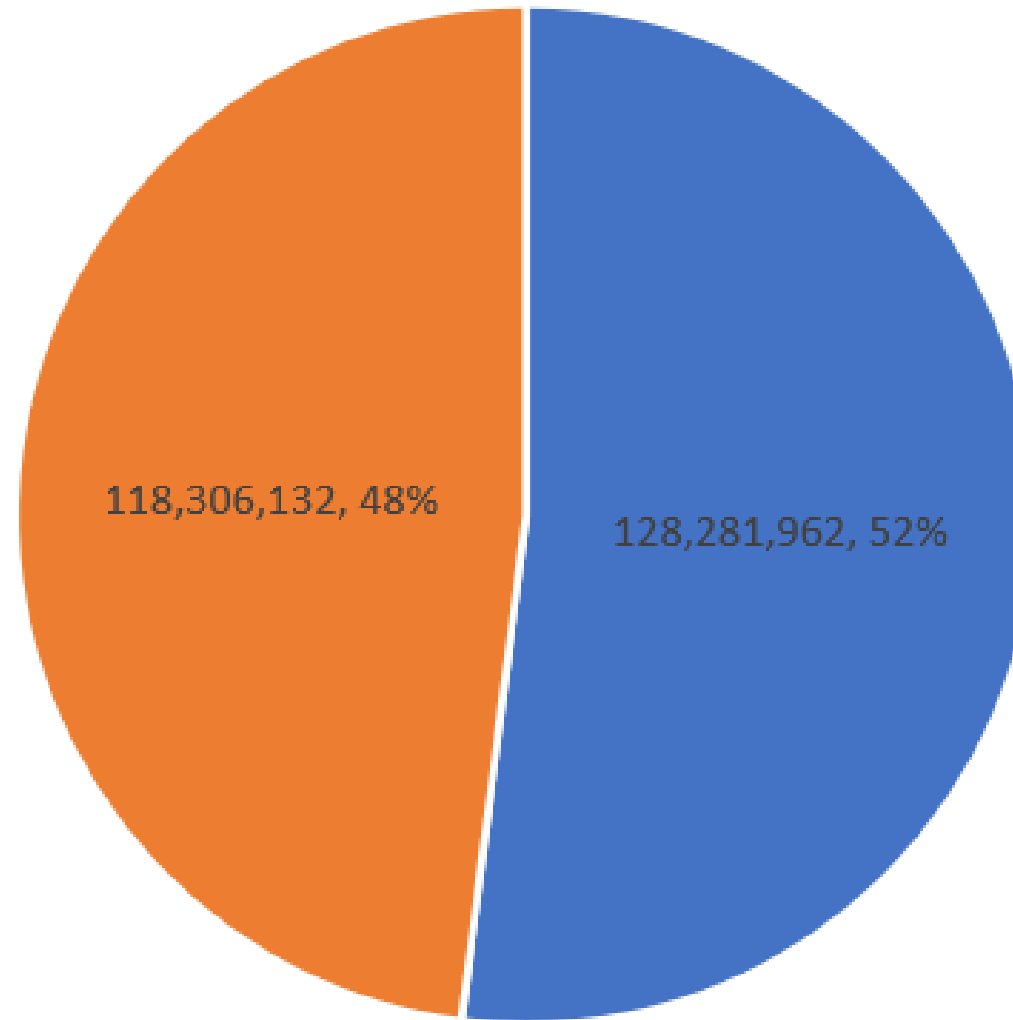


Greater Seattle Imports from Belgium 2011-2021 YTD



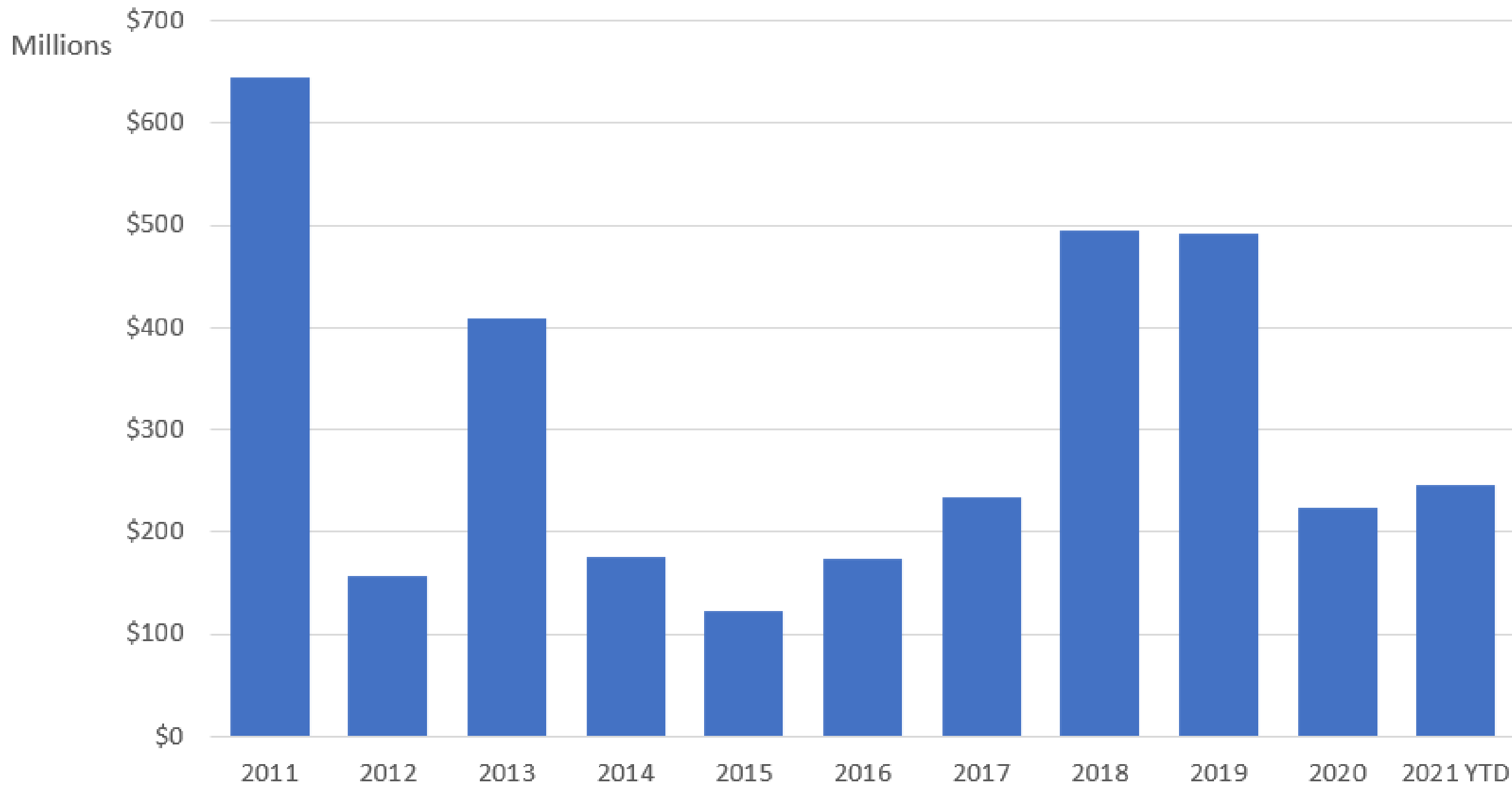
Import/Export Balance Between Greater Seattle and Belgium 2021

YTD

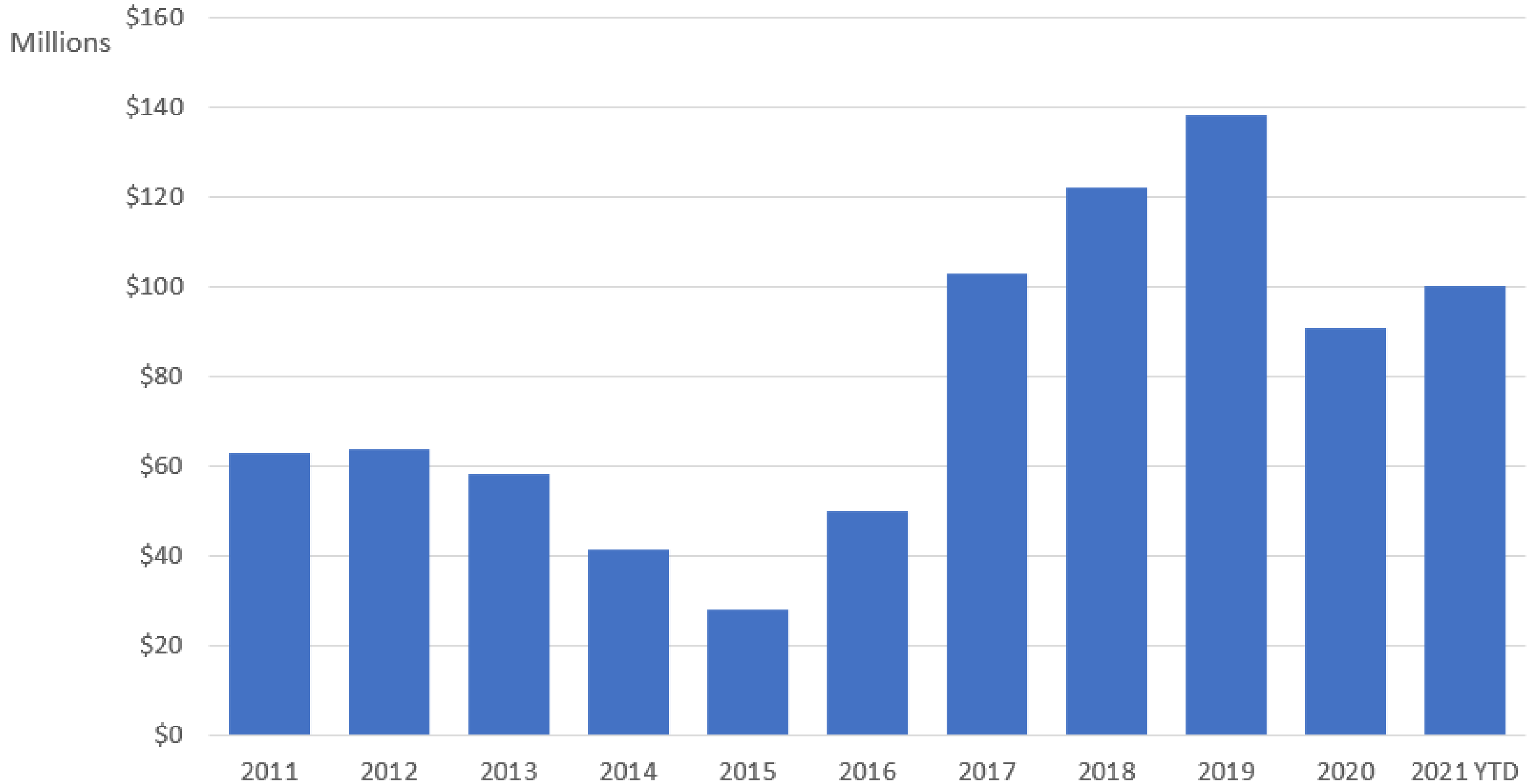


■ 2021 YTD Imports ■ 2021 YTD Exports

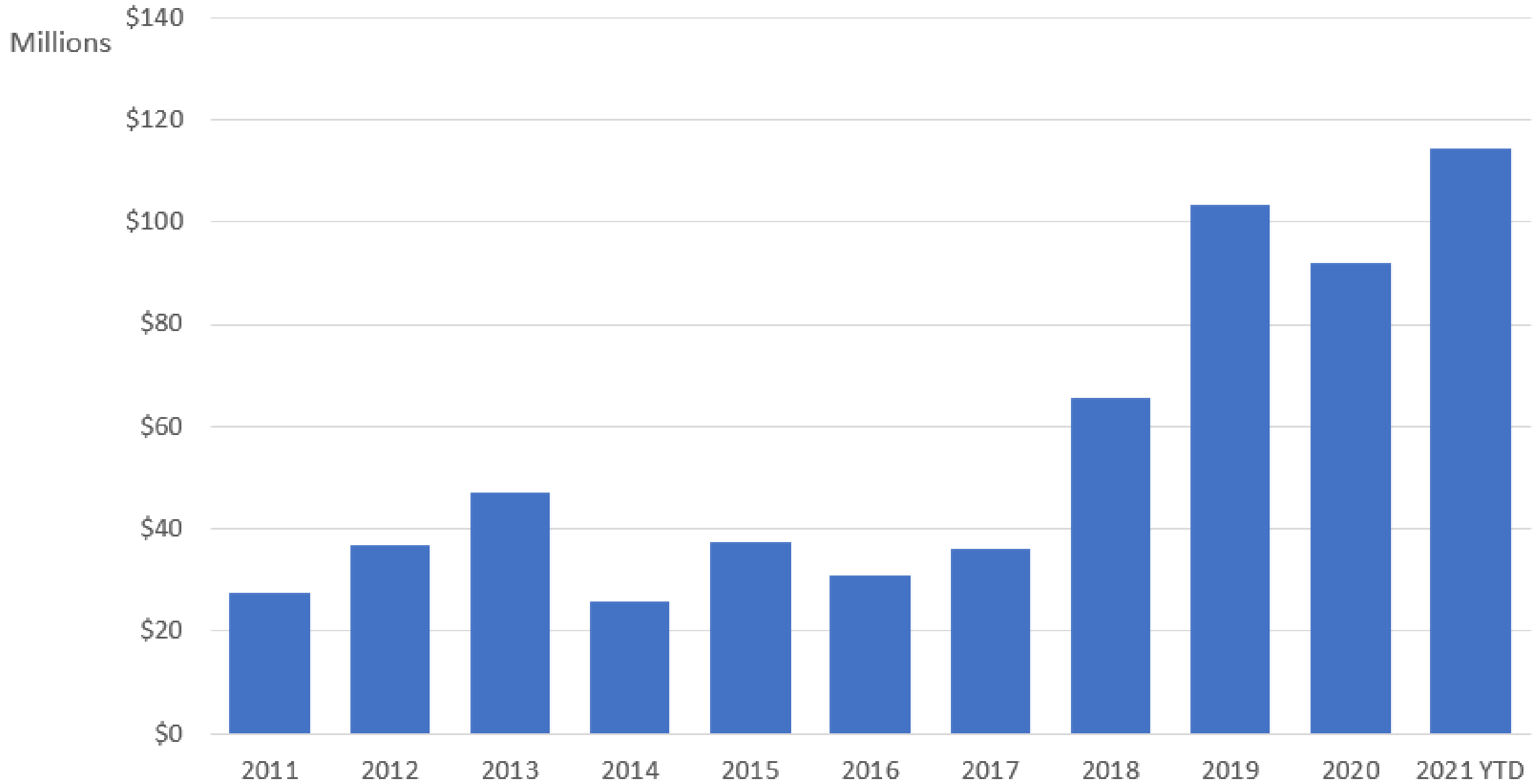
Total Trade Between Belgium and Greater Seattle 2011-2021 YTD



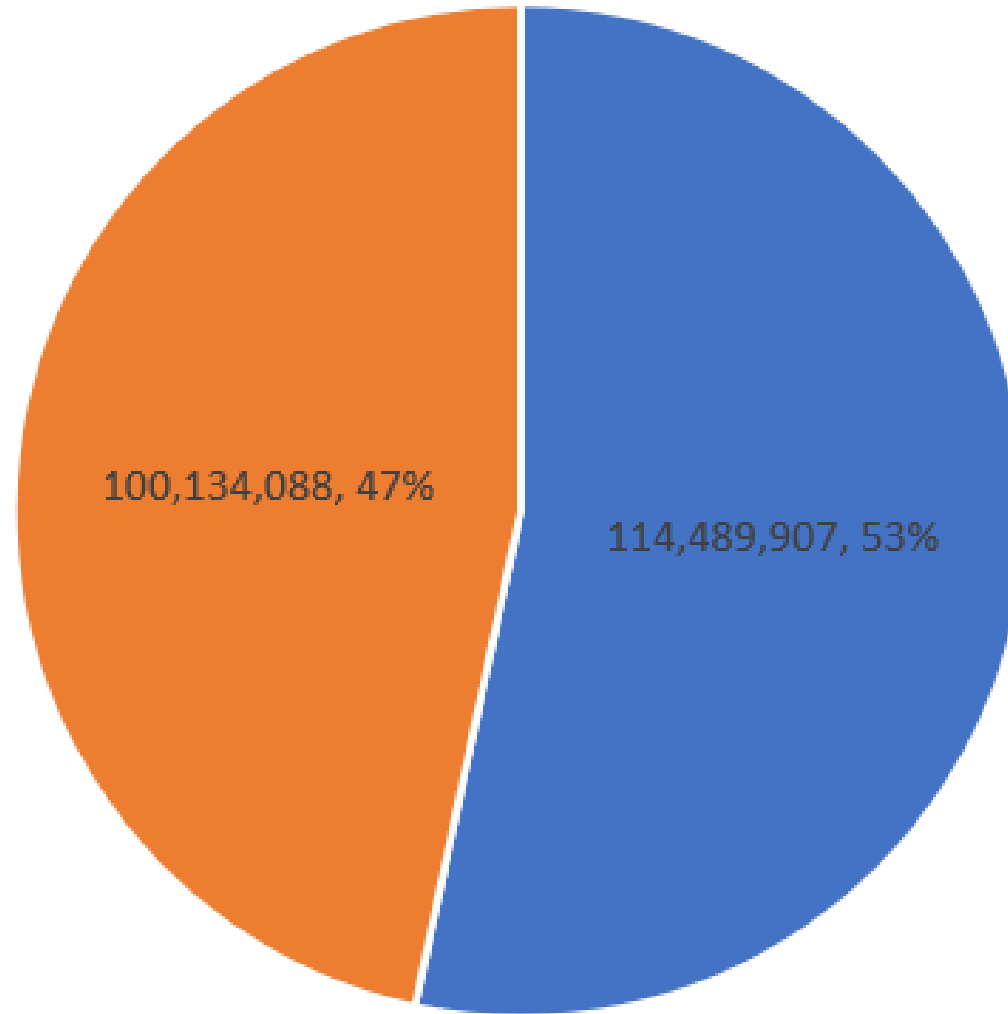
Greater Seattle Sea Exports to Belgium 2011-2021 YTD



Greater Seattle Sea Imports from Belgium 2011-2021 YTD

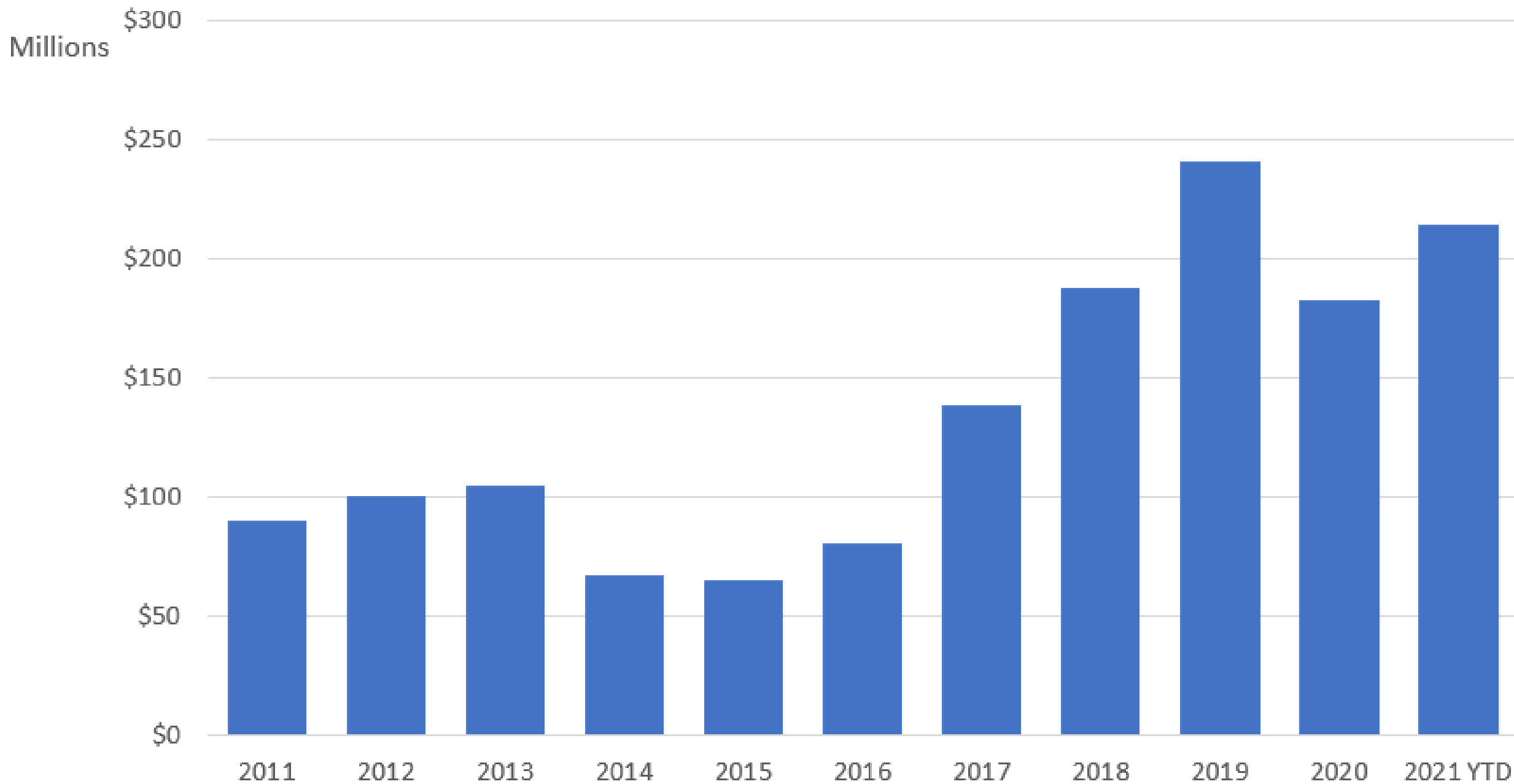


Sea Import/Export Balance Between Greater Seattle and Belgium 2021 YTD



■ 2021 YTD Sea Imports ■ 2021 YTD Sea Exports

Total Sea Trade Between Belgium and Greater Seattle 2011-2021 YTD



Top 10 Import Goods from Belgium 2021 YTD

Rank	Good
1	Industrial Machinery, Including Computers
2	Vehicles, Except Railway Or Tramway, And Parts Etc
3	Electric Machinery Etc; Sound Equip; Tv Equip; Pts
4	Miscellaneous Edible Preparations
5	Optic, Photo Etc, Medic Or Surgical Instrments Etc
6	Edible Vegetables & Certain Roots & Tubers
7	Cocoa And Cocoa Preparations
8	Articles Of Iron Or Steel
9	Works Of Art, Collectors Pieces And Antiques
10	Plastics And Articles Thereof

Top 10 Export Goods to Belgium 2021 YTD

Rank	Good
1	Oil Seeds Etc.; Misc Grain, Seed, Fruit, Plant Etc
2	Ores, Slag And Ash
3	Industrial Machinery, Including Computers
4	Lac; Gums, Resins & Other Vegetable Sap & Extract
5	Optic, Photo Etc, Medic Or Surgical Instrments Etc
6	Copper And Articles Thereof
7	Base Metals Nesoi; Cermets; Articles Thereof
8	Organic Chemicals
9	Inorg Chem; Prec & Rare-Earth Met & Radioact Compd
10	Plastics And Articles Thereof

Greater Seattle FDI Into Belgium Since 2011

Project date	Investing company	Source city	Destination country	Destination city	Sector	Cluster	Activity	Jobs created	Capital Investment (Millions USD)
May 2019	Stixfresh	Kirkland (WA)	Belgium	Leuven	Plastics	Agribusiness	Research & Development	3	\$1.00
Apr 2019	Paccar	Bellevue (WA)	Belgium	Westerlo	Automotive components	Transport Equipment	Manufacturing	851	\$222.82
May 2018	DAF Trucks	Bellevue (WA)	Belgium	Westerlo	Industrial equipment	Agribusiness	Manufacturing	350	\$140.40
Sep 2017	Expeditors International	Seattle (WA)	Belgium	Zaventem	Transportation & Warehousing	Life sciences	Logistics, Distribution & Transportation	79	\$38.60
Feb 2017	Esterline Technologies	Bellevue (WA)	Belgium	Kortrijk	Aerospace	Transport Equipment	Manufacturing	40	\$18.53
Dec 2016	DAF Trucks	Bellevue (WA)	Belgium	Westerlo	Automotive components	Transport Equipment	Manufacturing	11	\$2.88
Oct 2016	Amazon Web Services (AWS)	Seattle (WA)	Belgium	Brussels	Communications	ICT & Electronics	Sales, Marketing & Support	6	\$2.20
Oct 2016	Expeditors International	Seattle (WA)	Belgium	Willebroek	Transportation & Warehousing	Life sciences	Logistics, Distribution & Transportation	70	\$31.70
Mar 2016	ExtraHop	Seattle (WA)	Belgium	Not Specified	Software & IT services	ICT & Electronics	Sales, Marketing & Support	13	\$3.20
Jun 2015	Summa Incorporated	Seattle (WA)	Belgium	Gistel	Business machines & equipment	ICT & Electronics	Manufacturing	10	\$2.44
Jun 2015	FS Networks Benelux	Seattle (WA)	Belgium	Mechelen	Software & IT services	ICT & Electronics	Sales, Marketing & Support	20	\$3.25
Mar 2015	DAF Trucks	Bellevue (WA)	Belgium	Westerlo	Automotive OEM	Transport Equipment	Manufacturing	280	\$85.10
Jan 2015	Bardahl	Seattle (WA)	Belgium	Tournai	Chemicals	Transport Equipment	Logistics, Distribution & Transportation	66	\$2.82
Sep 2014	DAF Trucks	Bellevue (WA)	Belgium	Westerlo	Automotive OEM	Transport Equipment	Manufacturing	371	\$112.67
Feb 2014	Microsoft	Redmond (WA)	Belgium	Zaventem	Software & IT services	ICT & Electronics	Sales, Marketing & Support	19	\$3.52
Jun 2013	Expeditors International	Seattle (WA)	Belgium	Brussels	Transportation & Warehousing	Transportation & Warehousing	Logistics, Distribution & Transportation	79	\$38.60
Jan 2013	Microsoft	Redmond (WA)	Belgium	Brussels	Communications	ICT & Electronics	Research & Development	60	\$35.50
Mar 2012	DAF Trucks	Bellevue (WA)	Belgium	Westerlo	Automotive OEM	Transport Equipment	Manufacturing	82	\$25.00
Feb 2012	Lynden Air Freight (Lynden International)	Seattle (WA)	Belgium	Brussels	Transportation & Warehousing	Transportation & Warehousing	Sales, Marketing & Support	7	\$10.80
Feb 2012	Milliman	Seattle (WA)	Belgium	Brussels	Financial services	Financial Services	Sales, Marketing & Support	45	\$10.90
Jun 2011	Microsoft	Redmond (WA)	Belgium	Kortrijk	Software & IT services	Life sciences	Research & Development	72	\$11.30
Jun 2011	Microsoft	Redmond (WA)	Belgium	Genk	Software & IT services	Life sciences	Research & Development	72	\$11.30
Mar 2011	Microsoft	Redmond (WA)	Belgium	Brussels	Software & IT services	ICT & Electronics	Research & Development	55	\$7.51

Belgium FDI Into Washington Since 2011

Project date	Investing company	Source country	Destination city	Sector	Cluster	Activity	Jobs created	Capital investment
Mar 2015	Solvay	Belgium	Longview (WA)	Chemicals	Physical Sciences	Manufacturing	47	115.2
Jul 2012	Asco Design Center USA	Belgium	Mukilteo (WA)	Aerospace	Transport Equipment	Research & Development	5	6.1

Belgian Subsidiaries in Greater Seattle

Greater Seattle Company	Greater Seattle Locations	Greater Seattle Employees	Global Ultimate	Parent Company Address
LMI Aerospace, Inc.	2	150	Sonaca Aircraft	Rue Capitaine Aviateur Jacquet 48 Namur, Namur, 5020 Belgium
Safelite Glass Corp.	4	65	D'leteren Group	Rue du Mail 50 Bruxelles, 1050 Belgium
On Air USA Inc	1	40	Société Internationale de Télécommunications Aéronautiques	Avenue des Olympiades 2 Brussels, Brussels-Capital, 1140 Belgium
Safelite Fulfillment, Inc.	8	37	D'leteren Group	Rue du Mail 50 Bruxelles, 1050 Belgium
Elysian Brewing Company, Inc.	4	30	Anheuser-Busch InBev	Grand-Place 1 Bruxelles, 1000 Belgium
Craft Brew Alliance, Inc.	1	23	Anheuser-Busch InBev	Grand-Place 1 Bruxelles, 1000 Belgium
Puratos Corporation	1	19	Coprem	Industrialaan 25 Dilbeek, Flemish Brabant, 1702 Belgium
Pyco USA Inc	1	8	Positive Thinking Company Naap	Chaussée de Charleroi 112 Bruxelles, 1060 Belgium
Cytec Industries Inc.	1	5	Solvay	Rue de Ransbeek 310 Brussels, Brussels-Capital, 1120 Belgium
Ministry of Foreign Affairs, Foreign Trade and Development Cooperation	1	2	Etat Belge	Place des Palais Bruxelles, 1000 Belgium