



БЪЛГАРСКА ТЪРГОВСКО-ПРОМИШЛЕНА ПАЛАТА
BULGARIAN CHAMBER OF COMMERCE AND INDUSTRY

BULGARIA IN FIGURES

Special section:
EDUCATION IN BULGARIA

2018



eu2018bg.bg



The Booklet has been compiled
by courtesy of:

National Statistical Institute,
Bulgarian National Bank and
InvestBulgaria Agency.

Dear business partners,

I am proud that for nearly a decade the Bulgarian Chamber of Commerce and Industry (BCCI) has been presenting to your attention the brochure "Bulgaria in figures", which shows briefly the important indicators for the economic development in the country.

Those of you following it, are aware that the Bulgarian economy has managed to earn a place in new rankings, as well as to improve its position in others. This is the result of the stable macroeconomic indicators – small government debt, budget surplus, accompanied by some of the lowest corporate and personal income tax rates in the European Union. We hope that the Presidency of the Council of the EU will also help improve Bulgaria's position in the international rankings.

BCCI supports international cooperation and even though we live in dynamic times, the Chamber has always sought to create opportunities, to encourage pragmatic and ambitious moves that promote business partnerships.

As for everyone, education and the provision of qualified staff are key elements in the Bulgarian economy. With the entry into the Fourth Industrial Revolution (Industry 4.0), universities have been an accelerator of entrepreneurial ideas. They are a place to stimulate innovation. We are glad, for the first time in the brochure, to present some of the largest universities in Bulgaria.

BCCI is ready to assist every entrepreneur who has chosen the good conditions of our country. The small volume of the brochure does not allow us to go into details that may be important to you, but we could carry out joint projects or research.

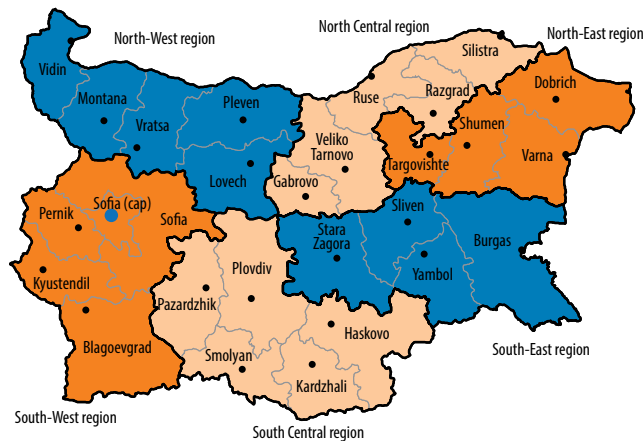
Hoping that you will find the provided information useful, I remain

Yours sincerely,

*Tsvetan Simeonov
BCCI President*

When using data from the Bulgarian Chamber of Commerce and Industry's publication, the source of information must be cited obligatory. The information provided in this brochure was correct at the time it went to press, June 2018.

REPUBLIC OF BULGARIA



General data

State government: Parliamentary Republic

Head of state: President

Head of government: Prime Minister

Capital: Sofia

Area: 111 001.9 sq.km.

Administrative and territorial division: 28 districts and 265 municipalities, 6 regions

Population: 7 050 034 persons as of 31.12.2017

Official language: Bulgarian

Religion: Mostly Eastern Orthodox Christians

National currency: LEV (BGN - fixed to the Euro, 1 EUR = 1.95583 BGN, since 1997)

Facts about Bulgaria

- ▲ EU, NATO and WTO Membership
- ▲ Strategic geographical location and openness to foreign markets: crossroad between Europe, Asia and Africa
- ▲ Stability in financial environment: Bulgaria's debt is the third lowest in the EU 28 (25.4% of GDP) as of 2017
- ▲ Business-friendly environment: Simple and low taxation
- ▲ Competitive operational costs and competitive labour level

Main indicators – actual data

	2013	2014	2015	2016	2017*
GDP (mill. EUR)	42 011	42 762	45 286	48 128	50 429
GDP real growth rate (%)	0,9	1,3	3,6	3,9	3,6
Inflation (%)	0,9	-1,4	-0,1	-0,8	2,1
Government deficit/surplus (% of GDP)	-0,4	-5,5	-1,6	0,2	0,9
Exports (mill. EUR)	22 271	22 105	22 982	24 126	26 713
Imports (mill. EUR)	25 828	26 126	26 357	26 181	30 245
Employment rate (%)	59,5	61,0	62,9	63,4	66,9
Unemployment rate (%)	12,9	11,4	9,1	7,6	6,2

Source: Eurostat, Bulgarian National Bank, National Statistical Institute

Macroeconomic forecast

	2018	2019	2020	2021
GDP (mill. EUR)	53 519	56 828	60 276	63 870
GDP (real growth rate %)	3,9	3,8	3,7	3,7
Exports (real growth rate %)	4,9	4,9	4,7	4,6
Imports (real growth rate %)	8,1	7,0	5,9	5,8
Average inflation rate (%)	1,8	2,0	2,1	2,1
Unemployment rate (%)	5,9	5,7	5,5	5,4

Source: Ministry of Finance of the Republic of Bulgaria

BULGARIA IN THE INTERNATIONAL RANKINGS

Bulgaria has competitive positions in the different international indices. According to the following rankings the country has the best performance in terms of business process outsourcing (BPO), low taxes and 4G speed.

For more information:

http://www.bcci.bg/resources/files/Rankings_apr_2018-en.pdf

Bulgaria in international rankings



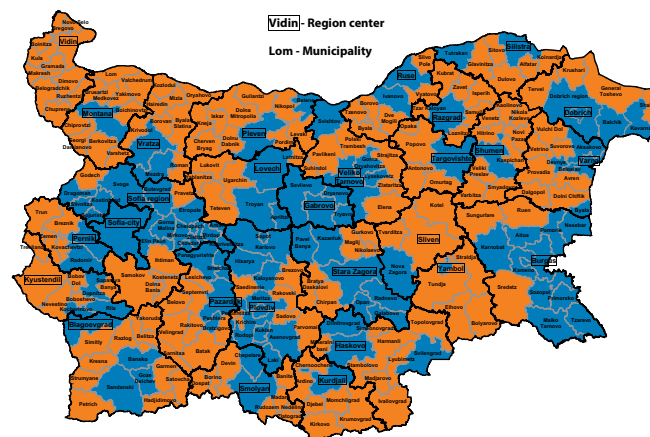
Source: Respective websites

FOCUS ON TAXATION

Flat-tax system is introduced in Bulgaria - a single 10% rate applied on personal income and a 10% rate applied on corporate income. Value-added tax in Bulgaria is 20%, with the exception of hotel services, where a reduced rate of 9% is applied.

In Bulgaria taxpayers are released from payment of corporate tax in regions with high unemployment rates. In 2017 about 2/3 of municipalities – 167 (of total 265 in Bulgaria) had 25% higher than the average rate of unemployment for the country and there is 0% corporate income tax.

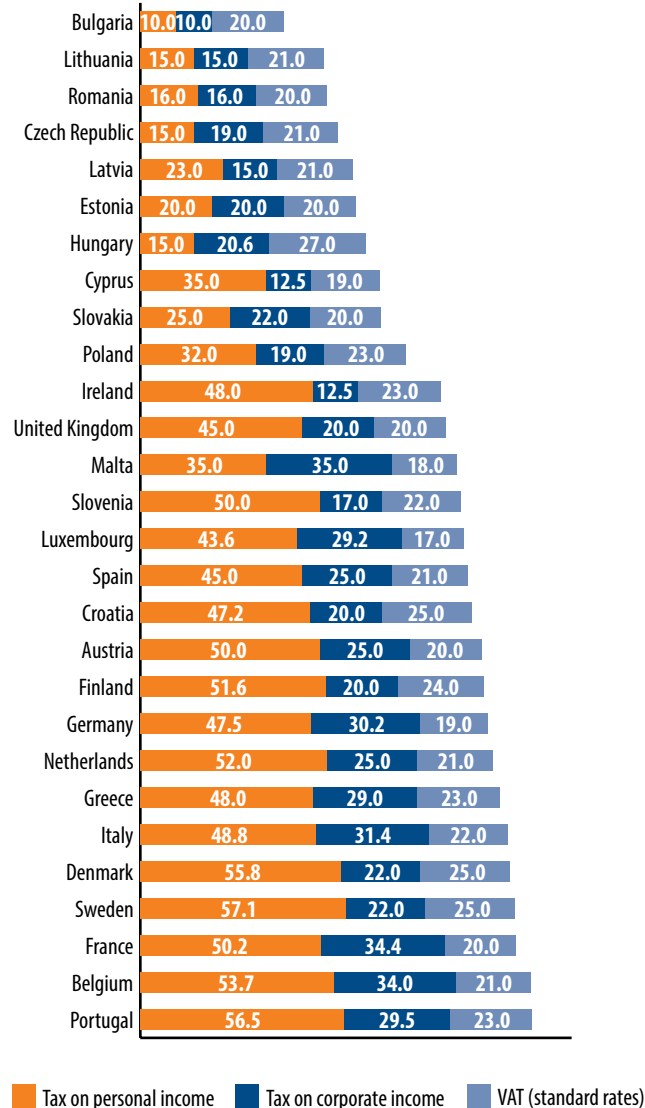
Unemployment by municipalities – 0% corporate tax in regions shown in orange



Source: Bulgarian Chamber of Commerce and Industry, Ministry of finance of the Republic of Bulgaria

Bulgaria is the third least tax burdened country in the EU as of 2015: The overall tax-to-GDP ratio in Bulgaria is 29.0% for 2015, compared to an EU average of 40.0%.

Top statutory income tax rates and standard VAT rates (2016), %



Source: Eurostat

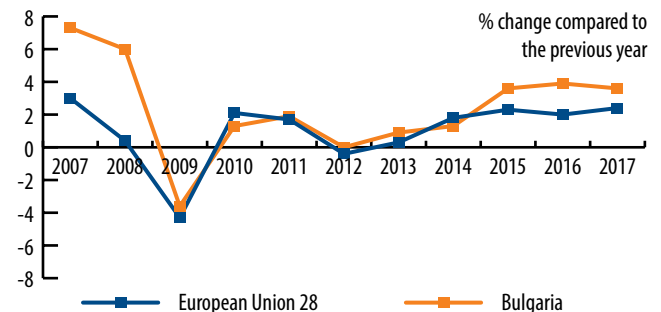
GROSS DOMESTIC PRODUCT

In the recent years the Bulgarian economy has been growing steadily, with higher rates than the EU average.

Over 2015 economic activity in Bulgaria accelerated significantly. In 2017 real growth of GDP in Bulgaria reached 3.6% (3.9% in 2016).

In 2017 the GDP growth was higher than initially expected, supported by the growing domestic demand.

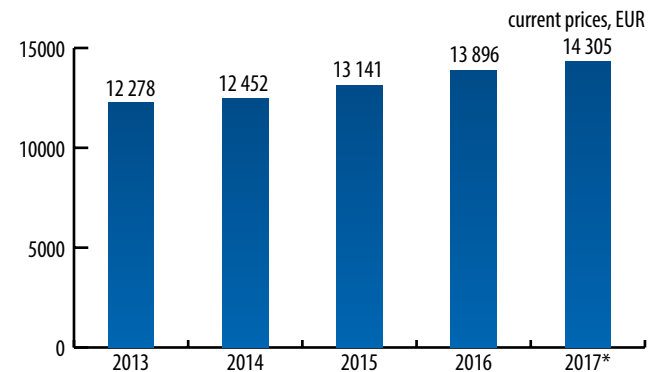
Real GDP growth rate



Source: Eurostat

Over the past five years the GDP per employed has grown. The main factor of growth has been the increase of Gross Value Added in the economy, especially perceivable in the recent 3 years.

GDP per employed



* Preliminary data

Source: National Statistical Institute, Bulgarian Chamber of Commerce and Industry

Gross Domestic Product and Gross Value Added by economic sectors and economic activity groupings at current year prices

Million EUR

Economic sectors and economic activity groupings	2013	2014	2015	2016	2017*
Agriculture, forestry and fishing	1 931	1 952	1 873	1 952	1 888
Mining, quarrying and manufacturing	8 226	8 428	9 210	10 130	10 536
Construction	1 754	1 647	1 699	1 626	1 827
Wholesale and retail trade	7 685	7 918	8 633	9 188	9 465
Information and communication	2 038	2 063	2 072	2 566	2 404
Financial and insurance activities	2 427	2 545	2 738	3 000	3 269
Real estate activities	4 124	3 829	3 852	3 976	4 481
Professional, scientific and technical activities; administrative and support service activities	2 035	2 117	2 462	2 603	2 665
Public administration and defence; compulsory social security; education; human health and social work activities	5 035	5 665	5 643	5 541	6 137
Arts, entertainment and recreation, repair of household goods and other services	929	961	955	945	999
Gross Value Added	36 184	37 125	39 138	41 526	43 671
Adjustments (taxes less subsidies on products)	5 826	5 637	6 148	6 602	6 758
Gross Domestic Product	42 011	42 762	45 286	48 128	50 429

* Preliminary data

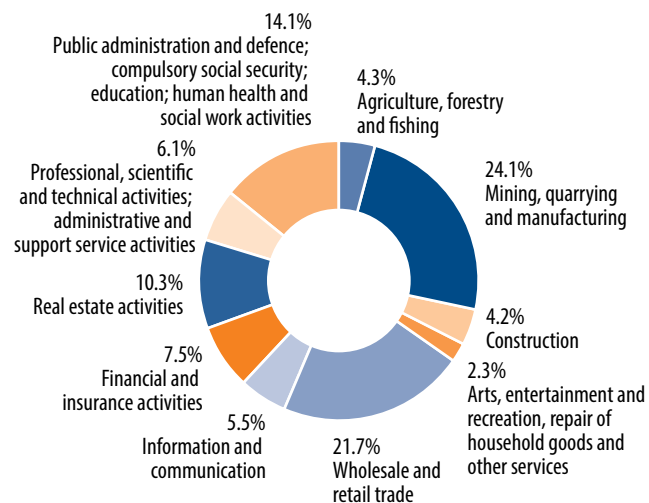
Source: National Statistical Institute, Bulgarian Chamber of Commerce and Industry

In 2017 Real estate activities, Construction, Public administration and defence, Financial and insurance activities posted the most significant growth in gross value added compared to 2016.

The sectors that reported the largest contribution to GDP in 2017 (share of 46%) were Mining, quarrying and manufacturing and Wholesale and retail trade.

The relative share of industry in the GVA of the national economy is 28%. The services sector creates 68% of the total GVA and agriculture – 4%.

Structure of Gross Value Added by economic sectors and economic activity groupings in 2017



Source: National Statistical Institute, Bulgarian Chamber of Commerce and Industry

EXPORT

Exports have made strong contribution to GDP. The exportation of goods has been the main driver of the economic growth in recent years.

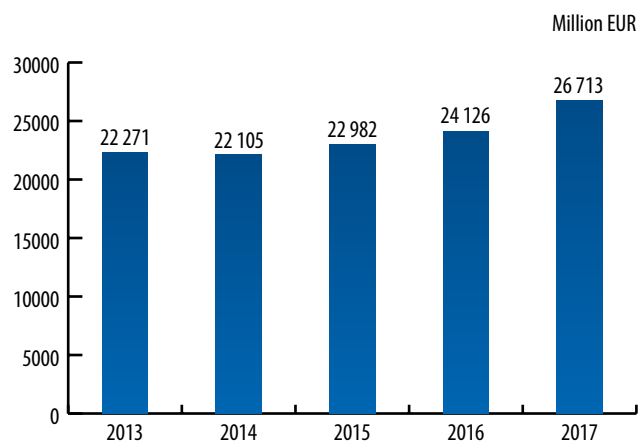
Despite volatility in the world economic environment, Bulgaria's export of goods and services picked up significantly.

Exports (FOB) in 2017 amounted to EUR 26.7 billion. In 2017 compared to a year earlier, the exportation of investment goods increased by 20%.

In 2017 the exportation of Bulgaria to the EU Member States reported 10.7% increase compared to 2016, although the dynamics in global prices limited nominal growth of international trade flows. Exports to Germany, Italy and Romania contributed most perceptibly to growth. Exports to Belgium increased by nearly 73%.

There is an increasing external demand of Bulgarian goods, which reflects and strengthens the competitiveness of the Bulgarian economy.

Exports by years



Source: Bulgarian National Bank

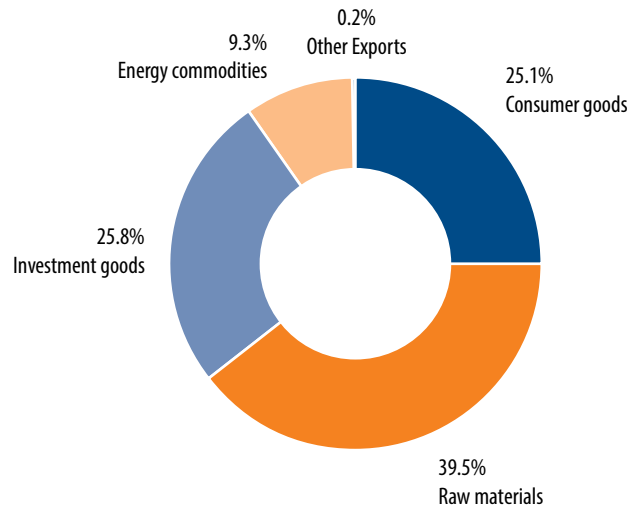
Exports by commodity groups

Million EUR

Years	2013	2014	2015	2016	2017
Consumer goods	5 212	5 736	6 096	6 465	6 716
Food	1 089	1 197	1 332	1 435	1 621
Tobacco	215	226	205	150	136
Beverages	101	85	90	97	100
Clothing and footwear	1 554	1 609	1 583	1 711	1 645
Medicines and cosmetics	803	929	974	1 007	1 070
Furniture and household appliances	775	880	990	1 039	1 074
Others	674	810	923	1 027	1 070
Raw materials	9 679	9 121	9 409	9 394	10 556
Iron and steel	618	549	412	403	534
Non-ferrous metals	2 408	2 231	2 296	1 808	2 735
Chemicals	311	335	379	326	401
Plastics and rubber	658	718	801	847	941
Fertilizers	169	192	244	220	197
Textiles	400	423	477	520	552
Raw materials for the food industry	2 310	1 844	1 782	2 064	1 880
Wood products, paper and paperboard	440	475	490	496	509
Cement	22	17	24	31	33
Raw tobacco	168	133	127	168	123
Others	2 176	2 205	2 377	2 512	2 651
Investment goods	3 970	4 302	4 881	5 764	6 899
Machines and equipment	1 142	1 209	1 249	1 334	1 530
Electrical machines	548	502	558	685	784
Vehicles	410	410	473	517	628
Spare parts and equipment	1 062	1 149	1 271	1 415	1 553
Others	808	1 032	1 331	1 814	2 404
Total non energy commodities	18 861	19 160	20 386	21 623	24 171
Energy commodities	3 385	2 911	2 555	2 456	2 488
Petroleum products	2 904	2 369	1 904	1 704	1 639
Others	481	543	651	753	849
Other Exports	26	34	41	47	54
TOTAL EXPORTS /FOB/	22 271	22 105	22 982	24 126	26 713

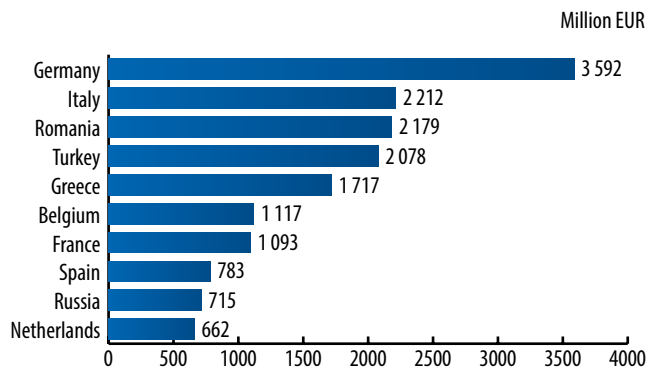
Source: Bulgarian National Bank

Structure of exports by commodity groups in 2017



Source: Bulgarian National Bank

Exports to the TOP 10 Bulgarian trade partner countries in 2017



Source: Bulgarian National Bank

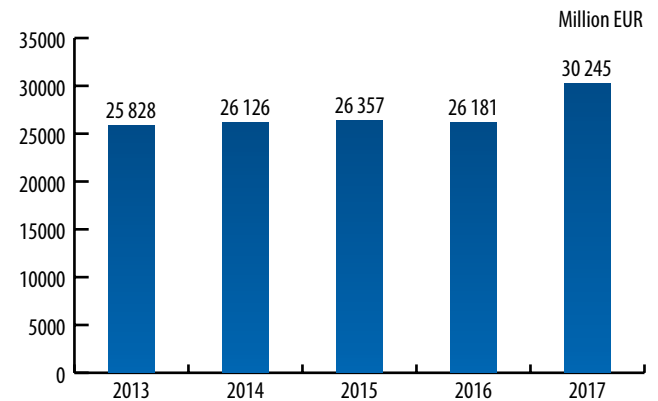
IMPORT

In the recent years dynamics of imports as well as exports amendment have reported an increase with the exception of 2016. According to the balance of payments data, at the end of 2017 imports reached EUR 30.2 billion. In 2017 nominal imports of goods registered an increase compared to 2016, as the highest positive contribution to this growth was the import from Germany, the Russian Federation, Italy and Romania.

Imports of goods from EU Member States increased by 7.8%. Imports of energy resources registered the most sizable increase due to growing international prices of energy resources in 2017.

Between January and December 2017, imports of consumer goods grew up in line with the real growth of household consumption.

Imports by years



Source: Bulgarian National Bank

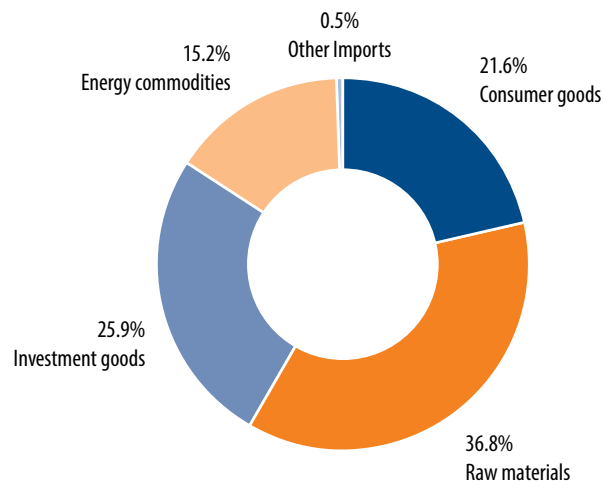
Imports by commodity groups

Million EUR

Years	2013	2014	2015	2016	2017
Consumer goods	4 770	5 114	5 600	5 961	6 524
Food, drinks and tobacco	1 546	1 601	1 757	1 879	2 086
Furniture and household appliances	706	745	799	766	822
Medicines and cosmetics	1 026	1 132	1 222	1 273	1 375
Clothing and footwear	531	597	631	760	798
Automobiles	288	317	372	398	482
Others	674	723	819	885	961
Raw materials	9 138	9 071	9 674	9 425	11 129
Ores	1 608	1 334	1 315	1 052	1 716
Iron and steel	822	770	830	796	1 024
Non-ferrous metals	712	687	709	678	961
Textiles	1 118	1 177	1 192	1 217	1 246
Wood products, paper and paperboard	451	473	513	547	576
Chemicals	518	566	642	608	692
Plastics and rubber	1 301	1 381	1 473	1 494	1 651
Raw materials for the food industry	596	558	675	692	744
Raw skins	89	97	103	92	78
Raw tobacco	133	115	80	85	88
Others	1 789	1 914	2 143	2 164	2 353
Investment goods	5 768	6 576	6 751	7 121	7 837
Machines and equipment	2 058	2 167	2 255	2 241	2 602
Electrical machines	801	896	977	1 069	1 090
Vehicles	1 033	1 146	1 282	1 320	1 371
Spare parts and equipment	963	1 004	1 078	1 199	1 395
Others	912	1 363	1 159	1 292	1 379
Total non energy commodities	19 676	20 762	22 024	22 507	25 490
Energy commodities	6 037	5 241	4 204	3 535	4 600
Crude oil and Natural gas	4 345	3 574	2 955	2 677	3 514
Coal	139	147	103	60	87
Fuels other than Crude oil, Natural gas and Coal	162	125	192	342	403
Oils	1 391	1 395	954	858	1 086
Electricity	0	0	0	0	0
Other Imports	115	123	129	139	155
TOTAL IMPORTS /CIF/	25 828	26 126	26 357	26 181	30 245

Source: Bulgarian National Bank

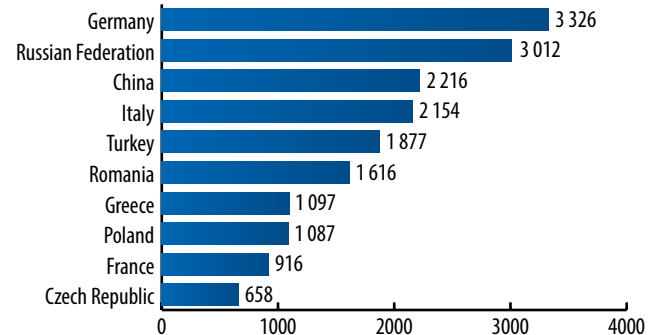
Structure of imports by commodity groups in 2017



Source: Bulgarian National Bank

Imports from the TOP 10 Bulgarian trade partner countries in 2017

Million EUR



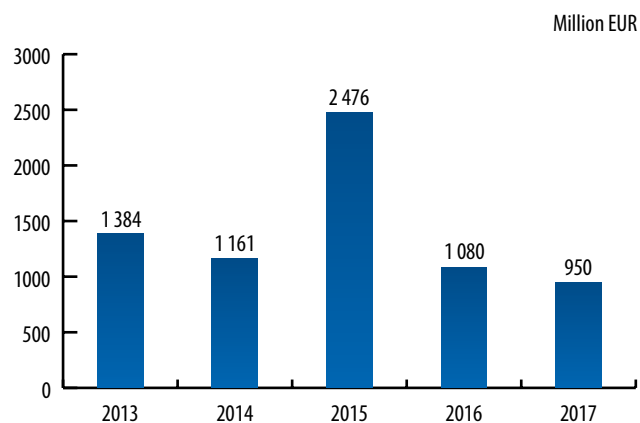
Source: Bulgarian National Bank

FOREIGN DIRECT INVESTMENT

Foreign direct investment in Bulgaria reached EUR 950 million in 2017.

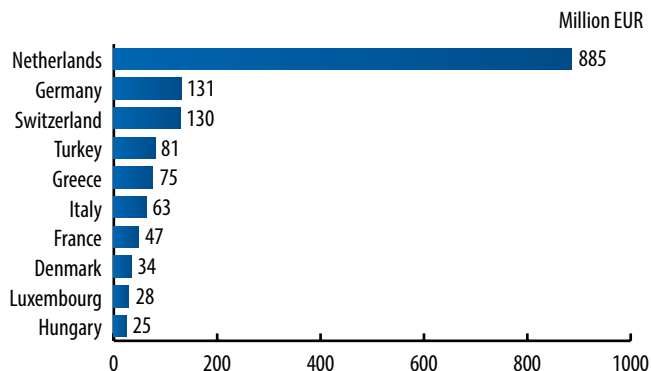
The composition of FDI by country in 2017 suggests that foreign direct investment attracted from the Netherlands (EUR 885 million), Germany (EUR 131 million) and Switzerland (EUR 130 million) accounted for the largest shares.

Foreign direct investment flows in Bulgaria by years



Source: Bulgarian National Bank

Foreign direct investment flows in Bulgaria - TOP 10 countries in 2017



Source: Bulgarian National Bank

Foreign direct investment flows in Bulgaria by economic activity

Manufacturing and Wholesale and retail trade attracted about 65% of FDI flows in 2017.

Million EUR

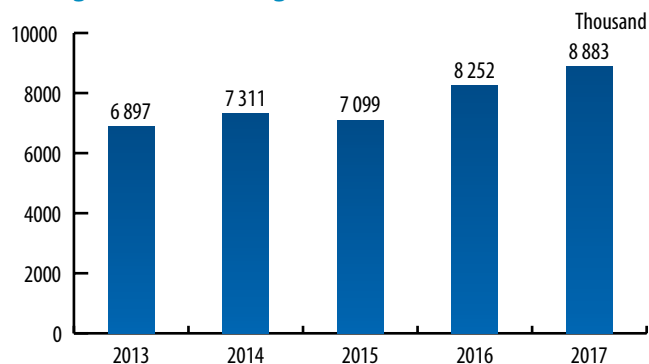
Year	2017
All FDI activities	950
Manufacturing	313
Wholesale and retail trade; repair of motor vehicles and motorcycles	304
Financial and insurance activities	246
Real estate activities	238
Not allocated	85
Construction	71
Administrative and support service activities	19
Arts, entertainment and recreation	10
Water supply; sewerage, waste management and remediation activities	7
Human health and social work activities	1
Other service activities	0
Agriculture, forestry and fishing	-1
Transportation and storage	-13
Accommodation and food service activities	-14
Mining and quarrying	-26
Electricity, gas, steam and air conditioning supply	-33
Information and communication	-33
Professional, scientific and technical activities	-224

Source: Bulgarian National Bank

TOURISM

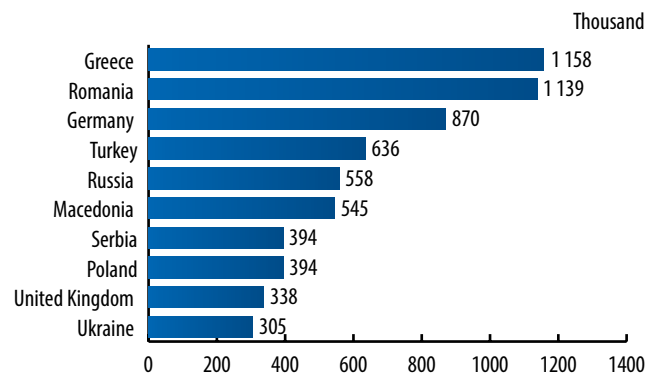
Tourism plays an important role in Bulgaria because of its economic, social and employment potential. The number of international tourists has been growing rapidly. In 2017 Bulgaria attracted a record-high number of tourists – 8.9 million tourists, which is about 8% more than 2016.

Foreign tourists in Bulgaria



Source: Ministry of Tourism of the Republic of Bulgaria

TOP 10 countries ranked by number of tourists in Bulgaria for 2017

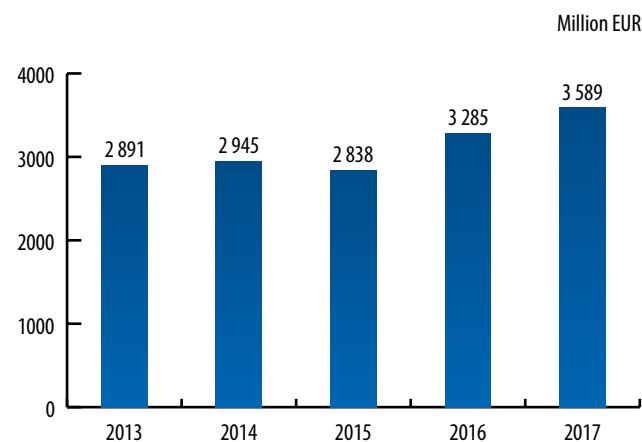


Source: Ministry of Tourism of the Republic of Bulgaria

The ranking by number of tourists for 2017 is headed by Greece with 1158 thousand tourists, followed by Romania with 1139 thousand tourists, and Germany with 870 thousand tourists.

According to data from balance of payment, in 2017 the revenue from international tourism in Bulgaria exceeded EUR 3.6 billion.

Revenue from international tourism in Bulgaria



Source: Bulgarian National Bank

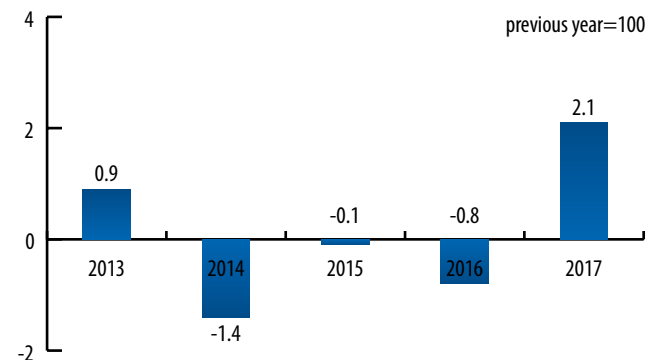
CONSUMER PRICES

Consumer price indices and annual inflation

In 2017 annual inflation was positive at +2.1 per cent.

This was mainly the result of the continuing rises in international oil, food and commodity prices in euro, which were passed onto final consumer prices of energy products and food.

Consumer price index (annual average inflation rates - %)



Source: National Statistical Institute

Annual average consumer price index by main categories (annual average inflation rates - %)

Main categories	previous year=100				
	2013	2014	2015	2016	2017
Average consumer price index (CPI)	0,9	-1,4	-0,1	-0,8	2,1
Food and non-alcoholic beverages	2,8	-1,0	0,3	-0,2	4,0
Alcoholic beverages and tobacco	0,8	1,1	0,8	2,0	1,5
Clothing and footwear	-0,3	-1,1	0,6	-0,5	-1,4
Housing, water, electricity, gas and other fuels	-0,6	-2,0	3,4	0,0	3,2
Furnishings, household equipment and routine household maintenance	0,1	-1,1	-0,4	-1,5	-0,3
Health	-2,5	-3,4	-1,6	-0,2	0,2
Transport	-0,6	-3,4	-9,1	-6,4	3,7
Communication	0,0	-3,5	-3,1	-3,7	-2,6
Recreation and culture	-1,4	-0,7	2,8	-0,5	-2,5
Education	3,0	1,7	2,7	2,7	4,5
Restaurants and hotels	3,6	1,2	1,1	1,4	2,5
Miscellaneous goods and service	0,7	-0,2	-0,2	-1,2	0,3

Source: National Statistical Institute

LABOUR MARKET

Labour force

According to the latest statistics, in 2017 the labour force in Bulgaria consisted of 3.4 million people – 54% men and 46% women. Most of the labour force (88%) has completed some forms of higher or upper secondary education.

Labour force

	2013	2014	2015	2016	2017
	Thousand				
Total	3 371	3 366	3 337	3 264	3 357
By sex					
Male	1 797	1 799	1 782	1 749	1 797
Female	1 575	1 567	1 555	1 515	1 560
By level of education					
Higher	948	997	1 018	1 014	1 020
Upper secondary	1 986	1 907	1 890	1 849	1 921
Lower secondary	370	391	364	339	349
Primary or lower	67	71	65	62	67

Source: National Statistical Institute

Employment

In 2017 the trend of increasing employment, which started in 2014, continued with more significant results. The growth of the economic activity and demand for employees by companies have been the main factors for labour market recovery. The number of employees reached more than 3 million people in 2017.

Employment

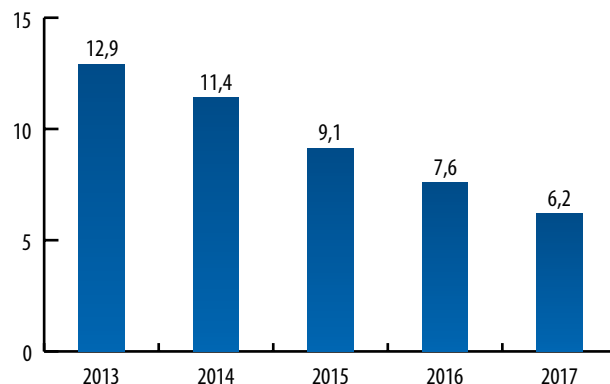
	2013	2014	2015	2016	2017
Employment rate (15-64 years), %	59,5	61,0	62,9	63,4	66,9
	Thousand				
Total employment	2 935	2 981	3 032	3 017	3 150
Employees in private enterprises	1 859	1 904	1 968	1 982	2 102
Employees in public enterprises	719	706	699	681	674
Self-employed	222	238	237	228	235
Employers	115	114	108	107	115
Unpaid family workers	20	21	20	19	25

Source: National Statistical Institute

Unemployment

In 2017 unemployment rate continued to decrease, reaching 6.2%, which is the lowest level for 8 years.

Unemployment



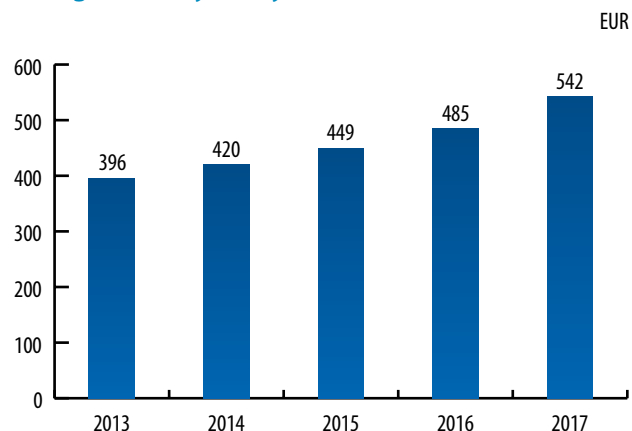
Source: National Statistical Institute

Average monthly salary

In 2017 average hourly labour costs recorded in Bulgaria (EUR 4.9) were more than 5 times lower than the EU average (EUR 26.8).

In 2017 the average monthly wage per employee in Bulgaria amounted to EUR 542, an increase in nominal terms by 11.8%.

Average monthly salary



Source: National Statistical Institute, Bulgarian Chamber of Commerce and Industry

EDUCATION

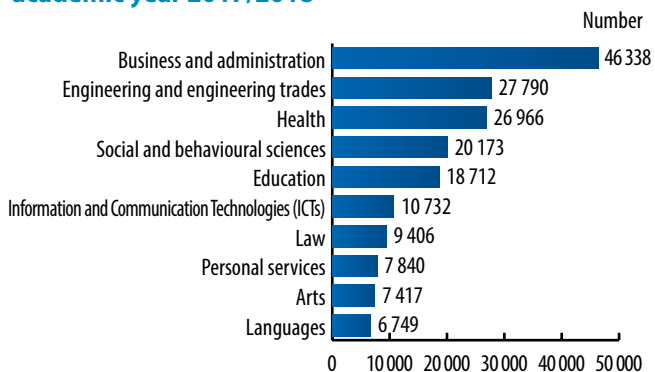
Higher education plays an important role for the development of intelligent and sustainable economy. Thanks to the efforts of the higher education institutions in the country, they continue to attract the most talented students. Bulgarian universities offer a wide range of specialties.

Higher schools by type

Academic year	Number
2017/18	54
Total	54
Universities and equivalent higher schools	50
Colleges	22
- Independent colleges	4
- Colleges, at the universities and equivalent higher schools	18

The types of higher education institutions in Bulgaria are Universities and equivalent higher schools and Colleges. During the 2017/2018 academic year in the 54 education institutions the total number of the students (in degrees 'Professional bachelor', 'Bachelor', 'Master' and 'PhD') is 229 771.

TOP 10 field of education by number of students in academic year 2017/2018



The most preferred fields of education (for all degrees) in Bulgaria are "Business and Administration" (20%), followed by "Engineering and engineering trades" (12%) and "Health" (12%).

Universities in Bulgaria attract many international students due to excellent quality education, diploma recognised in EU/EEA and beyond, good level of costs and different programs in English, German and French.



Technical University of Sofia
We **succeed!**

The Technical University of Sofia is the largest educational and scientific complex in Bulgaria in the field of technical and applied sciences and for over 70 years it has set the educational standards and national priorities for the development of engineering education and science. The University structure includes 14 faculties and two departments in the city of Sofia and a branch in the city of Plovdiv with two faculties. In the town of Sliven we have a Faculty of Engineering and Pedagogy and a college. There is also a College of Energy and Electronics in the city of Sofia, a Technical College in the town of Kazanlak and two high schools associated to the Technical University of Sofia – Technology School Electronic Systems and a Vocational High School of Computer Technologies and Systems in the town of Pravets.

The Technical University of Sofia has unique for Bulgaria education and research facilities and provides high scientific and technical level and practical orientation of the training.

An evidence of the international prestige and reputation of the Technical University of Sofia is the large number of agreements for cooperation and active relationships with more than 50 higher schools in Europe, Asia, North and Central America, as well as its membership in reputed world and European organizations and participation in various projects under EU, UNESCO, NATO, etc. programmes.

www.tu-sofia.bg

E-mail: info@tu-sofia.bg,

Tel.: +359 2 965 2844, +359 2 965 2845



DISCOVER ONE OF THE BEST PLACES TO STUDY AND LIVE IN EUROPE

European higher education in Bulgaria's sea capital

Varna Free University is an educational brand, recognized not only in Bulgaria, but also all across Europe, Asia, Africa and America.

Today we are developing a modern university, open to citizens of the world.

WE OFFER:

- Quality education at a reasonable price;
- **72 bachelor's** and **master's** programmes, **29 PhD** programmes available in full-time, part-time and distance learning modes of study. Mode of studies conducted in Bulgarian, English and Russian.;
- A wide range of professional areas, including **psychology, law, political science, administration and management, national security, economics, computer science, architecture and construction, fashion, design, dance art and directing.**



*Prof. Anna Nedyalkova D.Sc.
President of
Varna Free University*

"We implement an educational model oriented towards knowledge, skills and competencies, guaranteeing the full professional and personal fulfilment of the students. We create leaders in the business and public sectors."

SCAN AND
LEARN MORE
ABOUT VFU HERE:



CHOOSE VARNA FREE UNIVERSITY TO HOST YOUR EVENT!

We will organize your conference, business event or master class in our campus on the Black Sea coast or in the heart of the Rhodope Mountains!

Bulgaria, Varna, Chayka Resort 9007,
Phone: +359 52 359 523,
www.facebook.com/VarnaFreeUniversity
e-mail: admission@vfu.bg
www.vfu.bg/en

CALL, VISIT US OR FIND US ON THE INTERNET:



130

SOFIA
UNIVERSITY
ST. KLIMENT
OHRIDSKI
EST. 1888

117
BACHELOR'S
DEGREE
PROGRAMS

500 MASTER'S
DEGREE
PROGRAMS

200
DOCTORAL
PROGRAMS

21 000
STUDENTS

1 150
FOREIGN
STUDENTS

LEADING POSITION IN THE RATING SYSTEM OF HIGH ACADEMIC INSTITUTIONS IN BULGARIA

HIGHEST CITATION INDEX OF THE SCIENTIFIC PUBLICATIONS AMONG BULGARIAN UNIVERSITIES

856 CENTER FOR WORLD UNIVERSITY RANKINGS 2017

801+ TIMES HIGHER EDUCATION (THE) 2017

#701-750 QS GLOBAL WORLD RANKING 2018

47 QS UNIVERSITY RANKINGS: EECA 2018



The Spirit Makes the Power

THE LEADER UNIVERSITY OF NATIONAL AND WORLD ECONOMY (UNWE)

UNWE is the oldest, the most prestigious and the largest business university in Southeastern Europe, a leader in Bulgarian and European higher education and science in the field of economics, management and administration, law and politics. Since its establishment 98 years ago, UNWE has provided for the academic training of the political and business elite in Bulgaria. Throughout the years, the university's faculty members or alumni have been appointed to high posts such as National Assembly Speaker, Prime Minister or Deputy Prime Minister, minister, Assembly deputy, ambassadors, Bulgaria's representatives in international organizations, mayors. They have been prominent public figures, businesspeople, bankers, etc.



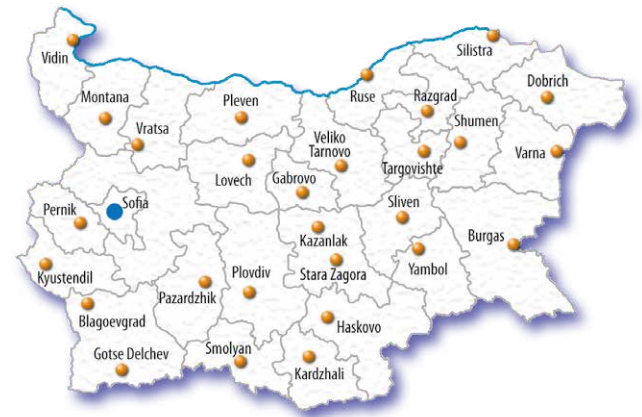
- 21 534 Students
- 43 Bachelor Degree Specialties
- 108 Master Degree Specialties
- 500 PhD Students
- 38 Doctoral Programmes
- 77 Domestic Partners
- 156 International Partners

1700 Sofia, Student Town, UNWE
www.unwe.bg



BULGARIAN CHAMBER OF COMMERCE AND INDUSTRY

Established in 1895



The 28 Regional Chamber of Commerce and Industry

<http://www.bcci.bg/chambres-en.html>

Bulgarian Chamber of Commerce and Industry

9 Iskar str., 1058 Sofia, Bulgaria

Tel.: (+359 2) 8117 400

Fax: (+359 2) 987 32 09

Web site: www.bcci.bg

E-mail: bcci@bcci.bg

BULGARIAN CHAMBER OF COMMERCE AND INDUSTRY – THIRD CENTURY IN BENEFIT OF TRADE AND INDUSTRY

- ▲ The BCCI is the leading employers' association in Bulgaria – comprising of over 53 000 members, in which are employed with labor contract more than 844 thousand persons (38% of total employed in the country).
- ▲ The BCCI is based on the principles of voluntary membership, autonomy and self-financing and seeks to establish ethical and socially responsible relationships in business.
- ▲ The BCCI contributes to the creation of a more favourable business environment and dedicates many efforts to the promotion and support of entrepreneurship and innovation initiatives.
- ▲ The BCCI is a part of the Association of the Organizations of Bulgarian Employers (AOBE) – a free union of the four employers' organizations that are officially acknowledged as representative according to the operating legislation.
- ▲ The BCCI is a universal organization in which all members are companies from various sectors and of different sizes, which comply with the Code of Business Ethics.
- ▲ 28 Regional Chambers of Commerce and Industry are united in the Unified System of Bulgarian Chambers of Commerce and Industry.
- ▲ The BCCI participates in over 200 public-private bodies.
- ▲ The BCCI is a regular member of the International Chamber of Commerce (ICC), World Chambers Federation (WCF), Association of European Chambers of Commerce (Eurochambres), World Trade Centers Association (WTCA), Association of the Balkan Chambers (ABC), Regional Cooperation Council, International Council on Cooperation, BSEC Business Council, Central European Initiative (CEI), G51 International Association, Enterprise Europe Network (EEN).
- ▲ A Club of Joint and Foreign Chambers in Bulgaria with over 50 organizations operates at BCCI.
- ▲ The 97 Sectorial Organizations are united in a Council of Sectorial Organizations at the BCCI.
- ▲ At BCCI operates an Arbitration Court with 120 years of activity.

Structures and services



TRADE REGISTER AND MEMBERSHIP DIRECTORATE

Additional information:

<https://www.bcci.bg/tradereg-general-en1.html>

Main activities:

1. Trade Register Services
 - ▲ Registration in the Unified voluntary trade register of the BCCI – over 53 000 companies and organizations and other legal subjects;
 - ▲ Obligatory registration of commercial representative offices of foreign persons in Bulgaria;
 - ▲ Maintenance and updating of the information on file subject to registration;
 - ▲ Issuing of certificates and references in Bulgarian and foreign languages for the status and financial condition of the registered legal subjects;
 - ▲ Providing oral and written references in Bulgarian and foreign languages with data about the registered legal subjects.
2. Membership with BCCI.
3. Issuance and validation of documents:
 - ▲ Certificates of origin of goods; BCCI is the only organization in Bulgaria accredited by ICC WCF to issue certificates of origin;
 - ▲ Validation of signatures.
4. Issuance and validation of ATA Carnets.
5. Issuance of Force-Majeure Certificates.
6. Assistance for validation of invitation-declarations for business trips of foreigners to the Republic of Bulgaria.
7. Assistance in obtaining information about the existence and current status of foreign companies.
8. Obtaining a qualified electronic signature certificate by physical persons and legal entities respectively StampIT Doc and StampIT DocPro.
9. Excellent SME certificate.
10. Carrying out coordination and keeping constant relations with the 28 Regional Chambers of Commerce and Industry (RCCI).
11. Carrying out coordination with the sectorial organizations members of the Council of Sectorial Organisations with the BCCI.

For Contacts: **Zdravka Georgieva, Director**

Tel.: (+359 2) 987 88 84, 8117 476

Fax: (+359 2) 987 32 09

E-mail: z.georgieva@bcci.bg



EUROPEAN INTEGRATION AND EUROPEAN PROJECTS DIRECTORATE

i Additional information:

<http://www.bcci.bg/projectsBCCI.htm>
<http://www.bcci.bg/seminars-en.html>
<http://www.bcci.bg/en-eeen.html>
<http://www.bcci.bg/economic-analyses-en.html>

Main activities:

1. Participation in EU funded projects.
2. Enhancing the BCCI's capacity to manage activities under EU programmes.
3. Supporting the development and strengthening of the SMEs.
4. Enterprise Europe Network is the largest information and consulting network in the world that helps SMEs to take advantage of business opportunities in the EU single market, to increase their competitiveness in Europe and find reliable technology, business and project partners.
5. Business research inquiries at a request of the customers.
6. Economic analyses by sectors.
7. Database references about the financial results of a company or a group of companies.
8. Annual classification TOP 100 – The leading companies in the Bulgarian economy.
9. Provision of information based on the annual financial statements of the companies.
10. Publication of annual financial statements.

For Contacts: **Mariana Tancheva, Director**
Tel.: (02) 988 34 82; 8117 508, Fax: (02) 987 32 09
E-mail: mtancheva@bcci.bg



INTERNATIONAL COOPERATION AND INTERNATIONAL ORGANIZATIONS DIRECTORATE

i Additional information:

<http://www.bcci.bg/business-delegations-en.html>
<http://www.bcci.bg/seminars-en.html>
<http://www.bcci.bg/company-presentation.html>

Main activities:

1. Assistance for establishing business contacts with partners from all over the world.
2. Organizing workshops and seminars with Bulgarian and foreign lecturers for entrepreneurs.
3. Organizing business missions abroad and business forums and events in Bulgaria.

For Contacts: **Gabriela Dimitrova, Director**
Tel.: (02) 987 25 38; 8117 489, Fax: (02) 987 32 09
E-mail: interdpt@bcci.bg, G.Dimitrova@bcci.bg



ARBITRATION COURT AT BCCI

i Additional information:

<http://www.bcci.bg/arbitration/index.html>

1. Out-of-court tribunal institution for fast and efficient settlement of private law property disputes.
 2. Four times lower taxes for big claims in comparison with the taxes, applied by public court.
 3. Possibility to include foreign arbitrators, if the company has more than 50% foreign capital.
 4. 98% of the cases are solved within 12 months period.
 5. Possibility to involve private law enforcement agents.
- Arbitration Clause, recommended by the BCCI:

"Any disputes arising from this contract or concerning it, including disputes arising from or concerning its interpretation, invalidity, non-performance of termination, as well as disputes about filling gaps in a contract or its adaption to newly arisen circumstances, shall be settled by the Arbitration Court at the Bulgarian Chamber of Commerce and Industry in accordance with its Rules for cases based on Arbitration Agreements."

For Contacts: **Blagovest Pnev, President**
Natalia Stefanova, Secretary of the Arbitration Court
Nina Nikolova, Secretary of the Arbitration Court
Tel.: (+359 2) 8117 434, (+359 2) 8117 560,
Fax: (+359 2) 987 32 09
E-mail: acourt@bcci.bg



GS1 BULGARIA

i Additional information:

<http://www.gs1bg.org>

Member organization of GS1, global, neutral, non-profit standards organization that brings efficiency and transparency to the supply chain. GS1 standards are proven by industry and can help companies achieve their public policy goals.

For Contacts: **Tzveta Bratanova, CEO**
Tel.: (+359 2) 8117 604
E-mail: gs1bulgaria@gs1bg.org



BCCI – CENTRE FOR VOCATIONAL TRAINING, TRANSLATIONS, CONSULTATIONS AND COMPANY SERVICES EOOD

i Additional information:

<http://www.center.bcci.bg>

Main activities:

1. Consultations on economic activity; legal issues; projects for financing; marketing research; tax issues.
2. Filling in/elaboration of commercial documents.
3. Translation / interpretation services.
4. Training.
5. Fairs and Exhibitions.

For Contacts: **Margarita Damyanova**
Tel.: (+359 2) 8117 477, Fax: (+359 2) 987 32 09
E-mail: M.Damyanova@bcci.bg

INDUSTRIAL ZONES

i Additional information:

<http://www.bcci.bg/zones/>

INDUSTRIAL PARK – STRIMON, Simitli
INDUSTRIAL AND BUSINESS PARK AITOS, Aitos
BURGAS INDUSTRIAL ZONE, Burgas
INDUSTRIAL ZONE “MEĐEN RUDNIK”, Burgas
INDUSTRIAL ZONE “POBEDA”, Burgas
INDUSTRIAL ZONE “NORTH”, Burgas
INDUSTRIAL ZONE “SOUTH”, Burgas
BALGAROVO INDUSTRIAL ZONE, Balgarovo
DOBRICH BUSINESS ZONE, Dobrich
INDUSTRIAL ZONE “NORTH”, Dobrich
INDUSTRIAL ZONE “WEST”, Dobrich
GENERAL TOSHEVO INDUSTRIAL ZONE, General Toshevo
GABROVO INDUSTRIAL ZONE, Gabrovo
DIMITROVGRAD INDUSTRIAL ZONE, Dimitrograd
FREE ZONE - SVILENGRAD, Svilengrad
SVILENGRAD INDUSTRIAL ZONE, Svilengrad
INDUSTRIAL ZONE KARDZHALI - SOUTH, Kardzhali
LETNITSA INDUSTRIAL ZONE, Letnitsa
TROYAN INDUSTRIAL ZONE, Troyan
TECHNOLOGY PARK, Montana
INDUSTRIAL PARK - PAZARZHIK, Septemvri
INDUSTRIAL ZONE, Pernik
INDUSTRIAL PARK PERNIK - EAST, Pernik
INDUSTRIAL ZONE PERNIK, Pernik
INDUSTRIAL ZONE DOLNA MITROPOLIA, Dolna Mitropolia
INDUSTRIAL ZONE - PLEVEN, Pleven
TELISH (PLEVEN) INDUSTRIAL ZONE, Telish
INDUSTRIAL PARK RHODOPES, Plovdiv
KRUMOVO LOGISTICS ZONE, Plovdiv
ASSENOVGRAD INDUSTRIAL ZONE, Asenovgrad
MARITSA INDUSTRIAL AND COMMERCIAL ZONE, Plovdiv
NORTH INDUSTRIAL ZONE, Plovdiv
PLOVDIV FREE ZONE, Plovdiv
KALOYANOVO INDUSTRIAL ZONE, Kaloyanovo
INDUSTRIAL AND COMMERCIAL ZONE KARADZHALOVO, Karadzhhalovo
KUKLEN INDUSTRIAL AND COMMERCIAL ZONE, Kuklen
RAKOVSKI INDUSTRIAL ZONE, Stryama
BUSINESS ZONE “PERISTAR” - RAZGRAD, Razgrad
RUSE EAST INDUSTRIAL PARK, Ruse
INDUSTRIAL PARK RUSE, Ruse
IVANOVO INDUSTRIAL ZONE, Shtraklevo
KASPICHAN INDUSTRIAL ZONE, Kaspichan
SHUMEN INDUSTRIAL PARK, Shumen
DANUBE INDUSTRIAL PARK, Silistra
TCHAVDAR PARK BOTEVGRAD, Botevgrad
INDUSTRIAL PARK SOFIA, Sofia
INDUSTRIAL PARK SOFIA EAST, Elin Pelin
SAMOKOV INDUSTRIAL ZONE, Samokov
INDUSTRIAL PARK PROMOEEST BULGARIA, Sofia
INDUSTRIAL PARK WEST, Sofia
ELIN PELIN INDUSTRIAL PARK, Elin Pelin
GORNA MALINA INDUSTRIAL ZONE, Gorna Malina
INDUSTRIAL PARK - PETARCH, Petarch
STARA ZAGORA INDUSTRIAL ZONE, Elenino
INDUSTRIAL ZONE ZSK, Stara Zagora
TARGOVISHTE INDUSTRIAL ZONE, Targovishte
INDUSTRIAL ZONE VARNA - WEST, Devnya
FIRST INDUSTRIAL ZONE - AVREN, Avren
INDUSTRIAL ZONE VETRINO, Vetrino
SUVOROVO INDUSTRIAL ZONE, Suvorovo
VARNA WEST INDUSTRIAL ZONE, Varna
INDUSTRIAL ZONE - SOUTH, STRAZHITSA, Strazhitsa
SVISHTOV INDUSTRIAL ZONE, Svishtov
VRATZA INDUSTRIAL ZONE, Vratza



The building of Sofia
Commercial and Industrial Chamber
2 Slavianska Str., Sofia
built in 1914

The building of the BCCI
42 Parchevich Str., Sofia
Opened 1995



New building of the BCCI
9 Iskar Str., Sofia



**Bulgarian Chamber of
Commerce and Industry**

9 Iskar Str., 1058 Sofia, Bulgaria

Tel.: (+359 2) 8117 400

Fax: (+359 2) 987 32 09

Web site: www.bcci.bg

E-mail: bcci@bcci.bg